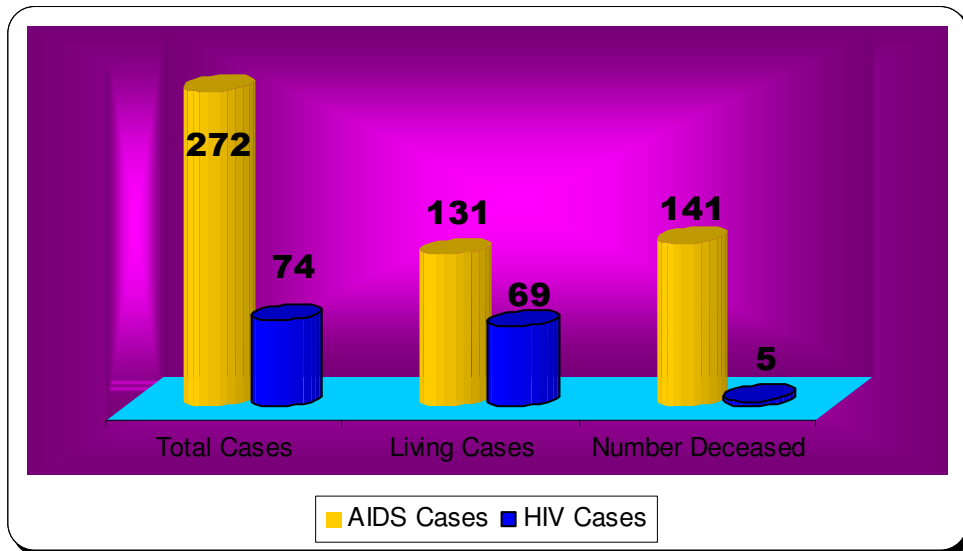


CUMULATIVE HIV/AIDS CASES IN BUTTE COUNTY AS OF JANUARY 31, 2009



	Total Cases	Living Cases	Number Deceased
AIDS*	272	131	141
HIV**	74	69	5

*AIDS reporting began in March 1983.

**HIV cases reported by name began April 2006.

Source: California Department of Public Health, Office of AIDS.

Reported data that the county and state receive to track HIV infection only includes those patients who seek care, get diagnosed and tested, and have a provider and/or laboratory who reports that diagnosis. Also, there are many individuals living with HIV that were diagnosed and reported in another county or state and are now living in and accessing services in Butte County. It is estimated that there may be 2-3 times more Individuals living with HIV in Butte County than what is actually reported.

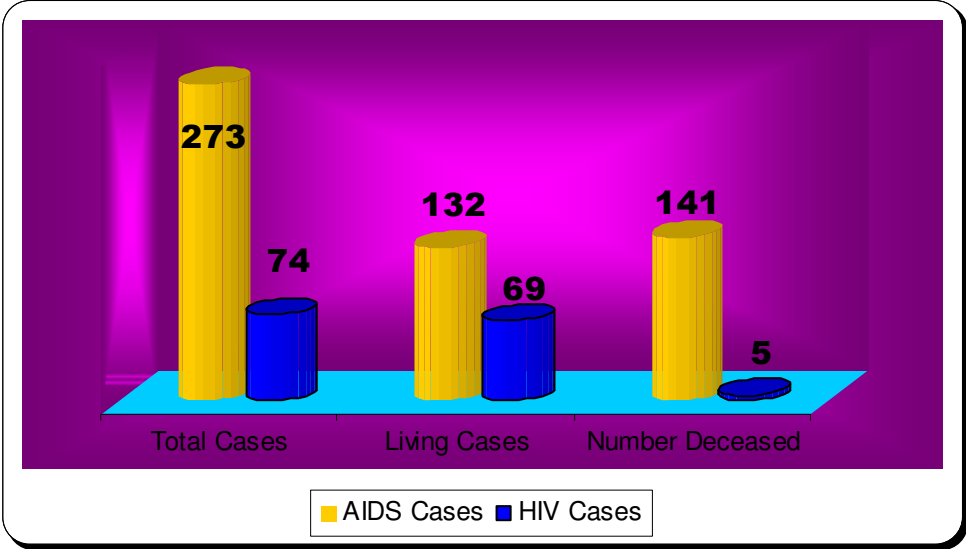
HIV/AIDS CASES NEWLY DIAGNOSED IN BUTTE COUNTY BY YEAR

	2009	2008	2007	2006	2005
HIV	0	6	8	3	7
AIDS*	0	6	3	3	1
TOTAL	0	12	11	6	8

* AIDS cases that were diagnosed immediately after initial HIV diagnosis.

Source: Butte County Public Health Department, HIV/AIDS Surveillance Program.

CUMULATIVE HIV/AIDS CASES IN BUTTE COUNTY AS OF FEBRUARY 28, 2009



	Total Cases	Living Cases	Number Deceased
AIDS*	273	132	141
HIV**	74	69	5

*AIDS reporting began in March 1983.

**HIV cases reported by name began April 2006.

Source: Butte County Public Health Department, HIV/AIDS Surveillance Program.

Reported data that the county and state receive to track HIV infection only includes those patients who seek care, get diagnosed and tested, and have a provider and/or laboratory who reports that diagnosis. Also, there are many individuals living with HIV that were diagnosed and reported in another county or state and are now living in and accessing services in Butte County. It is estimated that there may be 2-3 times more Individuals living with HIV in Butte County than what is actually reported.

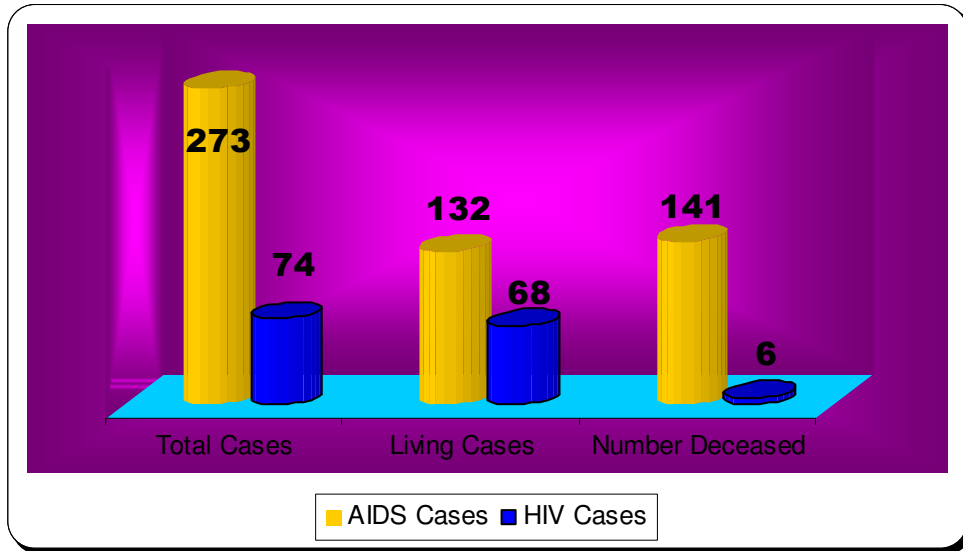
HIV/AIDS CASES NEWLY DIAGNOSED IN BUTTE COUNTY BY YEAR

	2009	2008	2007	2006	2005
HIV	0	6	8	3	7
AIDS*	1	6	3	3	1
TOTAL	1	12	11	6	8

* AIDS cases that were diagnosed immediately after initial HIV diagnosis.

Source: Butte County Public Health Department, HIV/AIDS Surveillance Program.

CUMULATIVE HIV/AIDS CASES IN BUTTE COUNTY AS OF MARCH 31, 2009



	Total Cases	Living Cases	Number Deceased
AIDS*	273	132	141
HIV**	74	68	6

*AIDS reporting began in March 1983.

**HIV cases reported by name began April 2006.

Source: Butte County Public Health Department, HIV/AIDS Surveillance Program.

Reported data that the county and state receive to track HIV infection only includes those patients who seek care, get diagnosed and tested, and have a provider and/or laboratory who reports that diagnosis. Also, there are many individuals living with HIV that were diagnosed and reported in another county or state and are now living in and accessing services in Butte County. It is estimated that there may be 2-3 times more Individuals living with HIV in Butte County than what is actually reported.

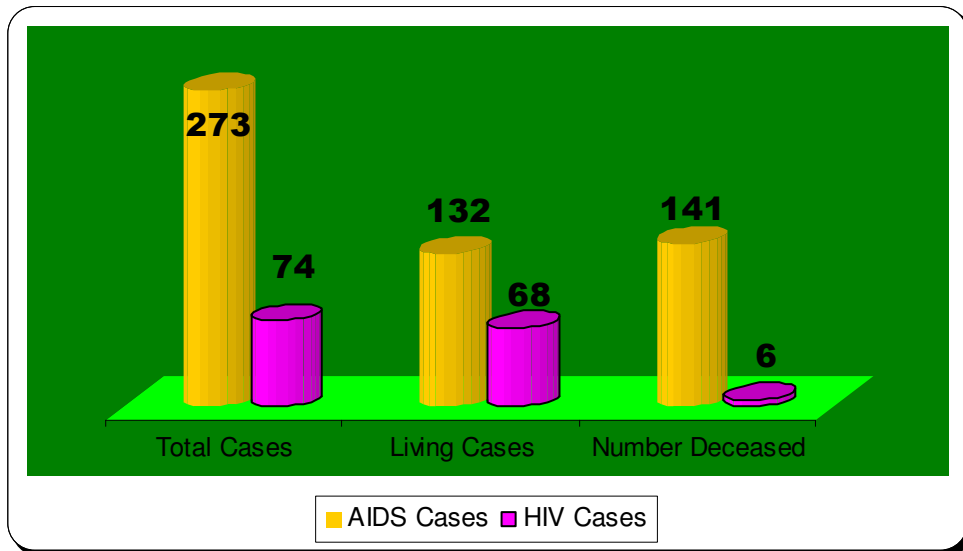
HIV/AIDS CASES NEWLY DIAGNOSED IN BUTTE COUNTY BY YEAR

	2009	2008	2007	2006	2005
HIV	0	6	8	3	7
AIDS*	1	6	3	3	1
TOTAL	1	12	11	6	8

* AIDS cases that were diagnosed immediately after initial HIV diagnosis.

Source: Butte County Public Health Department, HIV/AIDS Surveillance Program.

CUMULATIVE HIV/AIDS CASES IN BUTTE COUNTY AS OF APRIL 30, 2009



	Total Cases	Living Cases	Number Deceased
AIDS*	273	132	141
HIV**	74	68	6

*AIDS reporting began in March 1983.

**HIV cases reported by name began April 2006.

Source: Butte County Public Health Department, HIV/AIDS Surveillance Program.

Reported data that the county and state receive to track HIV infection only includes those patients who seek care, get diagnosed and tested, and have a provider and/or laboratory who reports that diagnosis. Also, there are many individuals living with HIV that were diagnosed and reported in another county or state and are now living in and accessing services in Butte County. It is estimated that there may be 2-3 times more Individuals living with HIV in Butte County than what is actually reported.

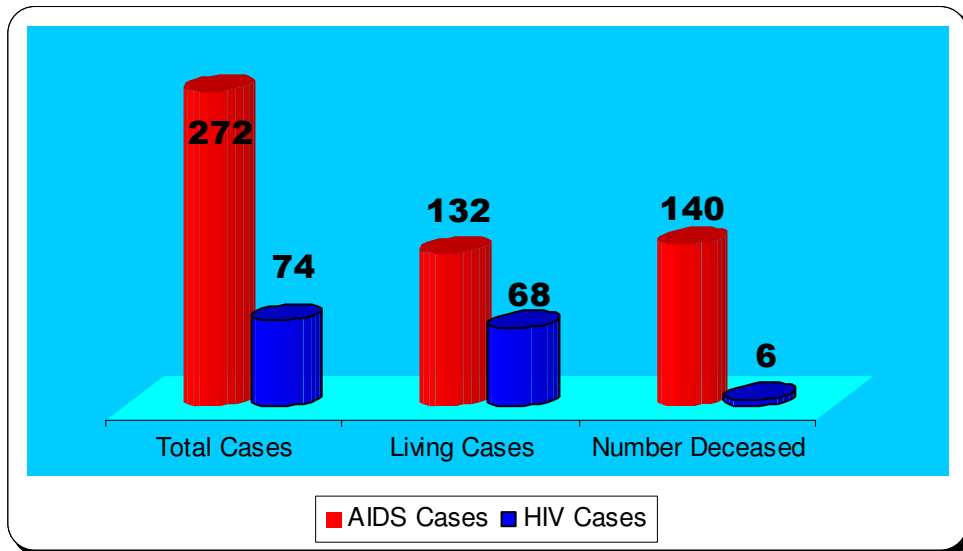
HIV/AIDS CASES NEWLY DIAGNOSED IN BUTTE COUNTY BY YEAR

	2009	2008	2007	2006	2005
HIV	0	6	8	3	7
AIDS*	1	6	3	3	1
TOTAL	1	12	11	6	8

* HIV cases that were subsequently diagnosed with AIDS within one year of initial HIV diagnosis. Does not include AIDS cases that were diagnosed with HIV in prior years.

Source: Butte County Public Health Department, HIV/AIDS Surveillance Program.

CUMULATIVE HIV/AIDS CASES IN BUTTE COUNTY AS OF MAY 31, 2009



	Total Cases	Living Cases	Number Deceased
AIDS*	272	132	140
HIV**	74	68	6

*AIDS reporting began in March 1983.

**HIV cases reported by name began April 2006.

Source: California Department of Public Health, Office of AIDS.

Reported data that the county and state receive to track HIV infection only includes those patients who seek care, get diagnosed and tested, and have a provider and/or laboratory who reports that diagnosis. Also, there are many individuals living with HIV that were diagnosed and reported in another county or state and are now living in and accessing services in Butte County. It is estimated that there may be 2-3 times more cases per year than are actually reported.

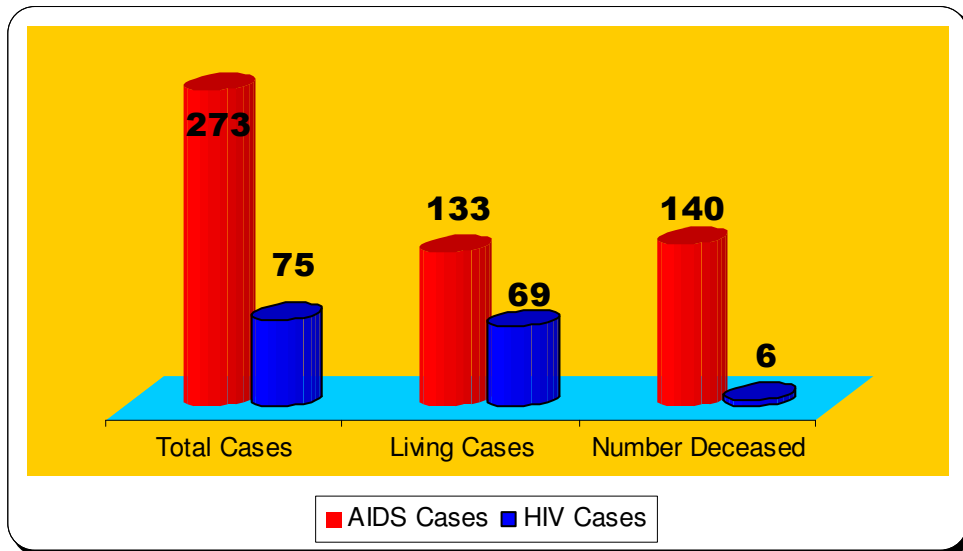
HIV/AIDS CASES NEWLY DIAGNOSED IN BUTTE COUNTY BY YEAR

	2009	2008	2007	2006	2005
HIV	0	6	8	3	7
AIDS*	1	6	3	3	1
TOTAL	1	12	11	6	8

* New HIV cases that were subsequently diagnosed with AIDS within one year of initial HIV diagnosis.

Source: Butte County Public Health Department, HIV/AIDS Surveillance Program.

CUMULATIVE HIV/AIDS CASES IN BUTTE COUNTY AS OF JUNE 30, 2009



	Total Cases	Living Cases	Number Deceased
AIDS*	273	133	140
HIV**	75	69	6

*AIDS reporting began in March 1983.

**HIV cases reported by name began April 2006.

Source: Butte County Public Health Department, HIV/AIDS Surveillance Program.

Reported data that the county and state receive to track HIV infection only includes those patients who seek care, get diagnosed and tested, and have a provider and/or laboratory who reports that diagnosis. Also, there are individuals living with HIV that were diagnosed and reported in another county or state and are now living in and accessing services in Butte County. It is estimated that one in five (21%) persons living with HIV are unaware of their status.

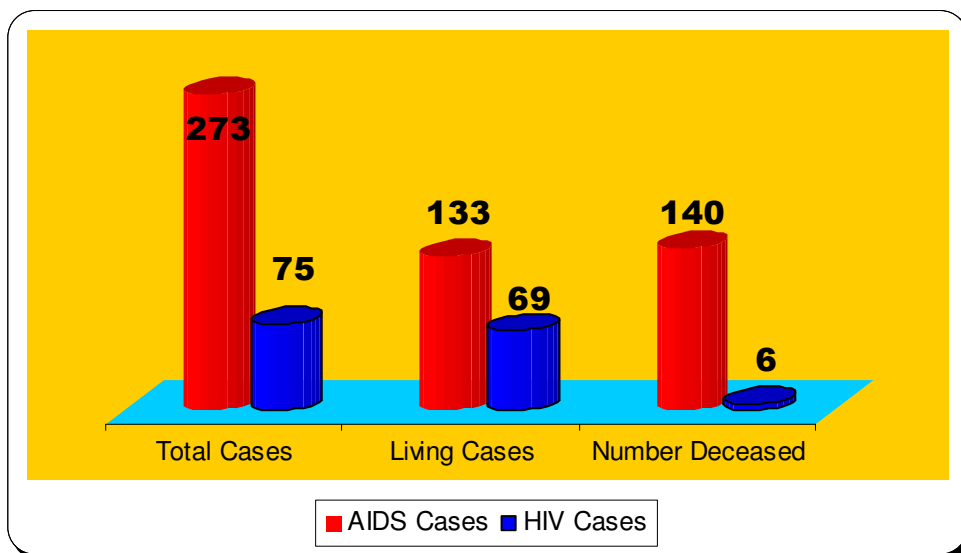
HIV/AIDS CASES NEWLY DIAGNOSED IN BUTTE COUNTY BY YEAR

	2009	2008	2007	2006	2005
HIV	1	6	8	3	7
AIDS*	2	6	3	3	1
TOTAL	3	12	11	6	8

* New HIV cases that were subsequently diagnosed with AIDS within one year of initial HIV diagnosis.

Source: Butte County Public Health Department, HIV/AIDS Surveillance Program.

CUMULATIVE HIV/AIDS CASES IN BUTTE COUNTY AS OF JULY 31, 2009



	Total Cases	Living Cases	Number Deceased
AIDS*	273	133	140
HIV**	75	69	6

*AIDS reporting began in March 1983.

**HIV cases reported by name began April 2006.

Source: Butte County Public Health Department, HIV/AIDS Surveillance Program.

Reported data that the county and state receive to track HIV infection only includes those patients who seek care, get diagnosed and tested, and have a provider and/or laboratory who reports that diagnosis. Also, there are individuals living with HIV that were diagnosed and reported in another county or state and are now living in and accessing services in Butte County. It is estimated that one in five (21%) persons living with HIV are unaware of their status.

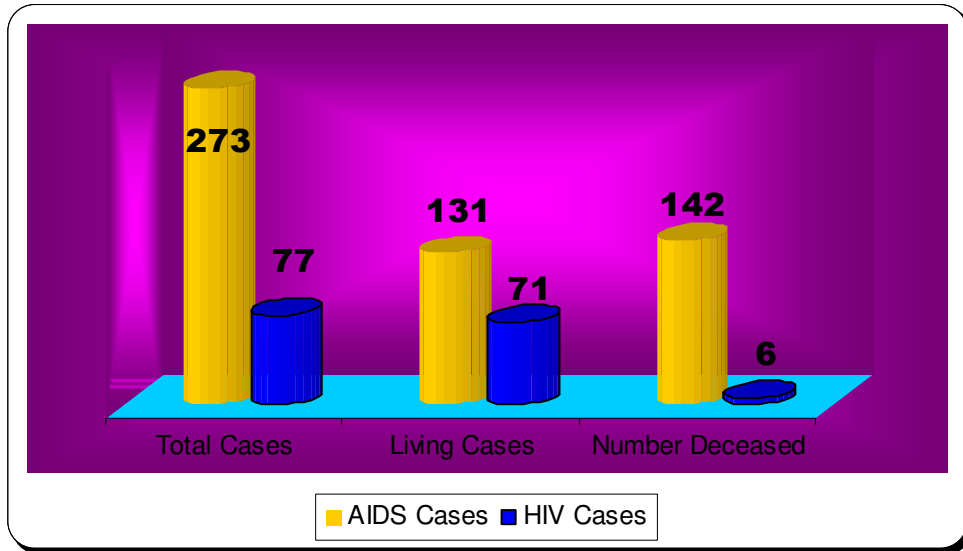
HIV/AIDS CASES NEWLY DIAGNOSED IN BUTTE COUNTY BY YEAR

	2009	2008	2007	2006	2005
HIV	1	6	8	3	7
AIDS*	2	6	3	3	1
TOTAL	3	12	11	6	8

* New HIV cases that were subsequently diagnosed with AIDS within one year of initial HIV diagnosis.

Source: Butte County Public Health Department, HIV/AIDS Surveillance Program.

CUMULATIVE HIV/AIDS CASES IN BUTTE COUNTY AS OF AUGUST 31, 2009



	Total Cases	Living Cases	Number Deceased
AIDS*	273	131	142
HIV**	77	71	6

*AIDS reporting began in March 1983.

**HIV cases reported by name began April 2006.

Source: Butte County Public Health Department, HIV/AIDS Surveillance Program.

Reported data that the county and state receive to track HIV infection only includes those patients who seek care, get diagnosed and tested, and have a provider and/or laboratory who reports that diagnosis. Also, there are individuals living with HIV that were diagnosed and reported in another county or state and are now living in and accessing services in Butte County. It is estimated that one in five (21%) persons living with HIV are unaware of their status.

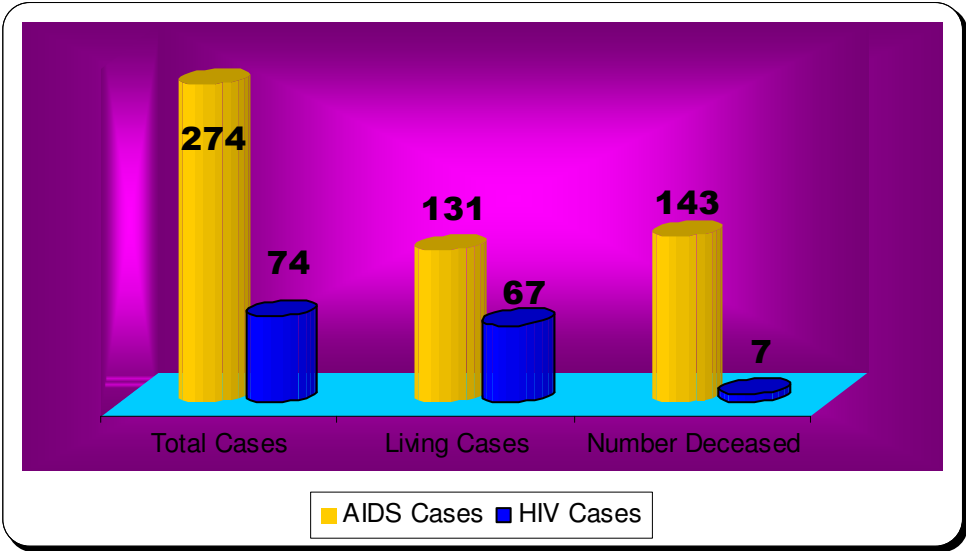
HIV/AIDS CASES NEWLY DIAGNOSED IN BUTTE COUNTY BY YEAR

	2009	2008	2007	2006	2005
HIV	2	6	8	3	7
AIDS*	2	6	3	3	1
TOTAL	4	12	11	6	8

* New HIV cases that were subsequently diagnosed with AIDS within one year of initial HIV diagnosis.

Source: Butte County Public Health Department, HIV/AIDS Surveillance Program.

CUMULATIVE HIV/AIDS CASES IN BUTTE COUNTY AS OF DECEMBER 31, 2009



	Total Cases	Living Cases	Number Deceased
AIDS*	274	131	143
HIV**	74	67	7

*AIDS reporting began in March 1983.

**HIV cases reported by name began April 2006.

Source: Butte County Public Health Department, HIV/AIDS Surveillance Program.

Reported data that the county and state receive to track HIV infection only includes those patients who seek care, get diagnosed and tested, and have a provider and/or laboratory who reports that diagnosis. Also, there are individuals living with HIV that were diagnosed and reported in another county or state and are now living in and accessing services in Butte County. It is estimated that one in five (21%) persons living with HIV are unaware of their status.

HIV/AIDS CASES NEWLY DIAGNOSED IN BUTTE COUNTY BY YEAR

	2009	2008	2007	2006	2005
HIV	2	6	8	3	7
AIDS*	2	6	3	3	1
TOTAL	4	12	11	6	8

* New HIV cases that were subsequently diagnosed with AIDS within one year of initial HIV diagnosis.

Source: Butte County Public Health Department, HIV/AIDS Surveillance Program.