



First Annual Butte County Kindergarten Teacher Survey

Survey Results for 2005

Prepared by Duerr Evaluation Resources
February 8, 2006

Why was the Kindergarten Teacher Survey conducted?

One of the Butte County Children and Families Commission's goals is to ensure children are prepared to start school. To monitor school readiness of incoming kindergarten students, Duerr Evaluation Resources (DER) designed the *Kindergarten Teacher Survey for Butte County*. The survey was administered between October and November of 2005.

How was the Kindergarten Teacher Survey conducted?

DER contacted all superintendents in Butte County and asked for support and permission to send the survey to their kindergarten teachers. Of the 13 districts in Butte County, nine participated in the survey, including the three largest districts. In addition, at least one teacher from 30 of the 40 elementary schools submitted a survey.

What are the characteristics of the teachers that participated in the survey?

- ' Of the 117 kindergarten teachers in the county, 69 completed a survey for a response rate of 59 percent.
- ' The average number of students in a classroom was 18. The number of students ranged from 8 to 23.
- ' The average number of years teachers have been at their present school was 11. The range was from one year to 36 years.



What is the overall preparedness level of students?

Overall, kindergarten teachers indicated 56 percent of students in their classroom were adequately prepared to start kindergarten.

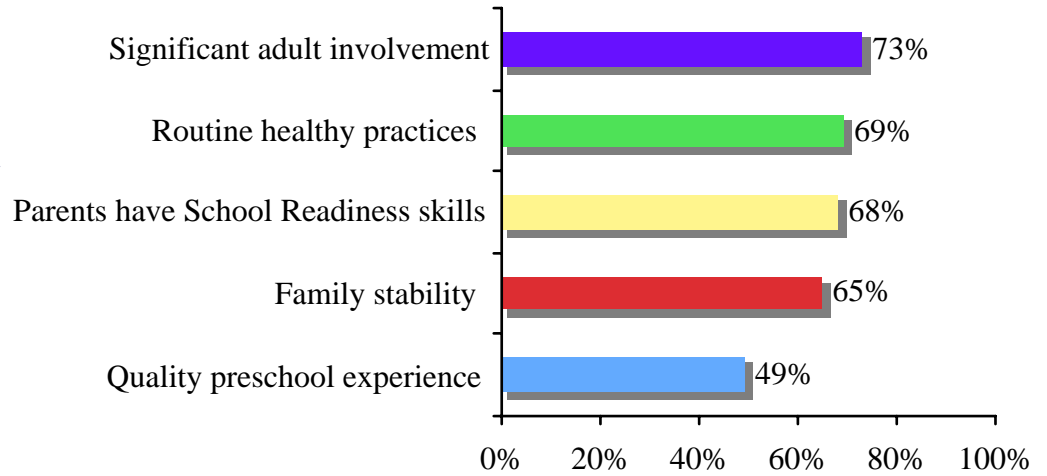
How did kindergarten teachers rate their classroom students' preparedness on the skills listed below?

(Ranked in descending order by 'Adequately Prepared.')

SKILL	Adequately Prepared	Minimally Prepared	Not Prepared	Description of the Skill
HYGIENE	76%	18%	6%	Able to take care of toileting, washing hands, wiping nose (with prompting)
OUTLOOK/ATTITUDE	75%	19%	6%	Is generally enthusiastic and interested in many different things
LARGE MOTOR SKILLS	74%	21%	6%	Walks, runs, climbs, balances
ATTENTION SPAN	64%	20%	16%	Has age-appropriate attention span, generally not sleepy or tired in class
SOCIAL SKILLS	63%	21%	16%	Cooperative, works/plays with others, participates in groups, recognizes rights and feelings of others
BEHAVIORAL SKILLS	63%	21%	16%	Takes turns, follows directions, responds to authority appropriately, not overly aggressive or withdrawn
LANGUAGE	59%	21%	16%	Age appropriate skill in speaking and understanding language, speech is not hard to understand
SMALL MOTOR SKILLS	47%	30%	23%	Uses scissors, draws, holds crayon, stays within lines, buttons clothes
PRE-ACADEMIC SKILLS	47%	29%	24%	Knows colors, shapes, completes multi-task sequences, shows emerging literacy (letter recognition, sound recognition)
EMERGENT LITERACY SKILLS	30%	34%	37%	Demonstrates letter recognition, sound recognition, pre-reading skills, comprehension, book knowledge



What percent of students have these types of support in their lives?



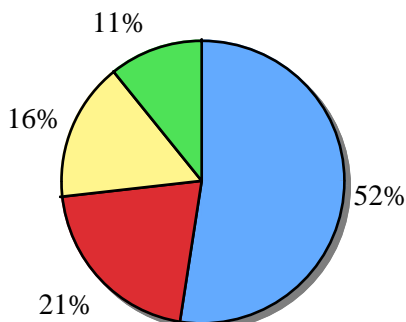
Percent of children...

with noticeable tooth decay 10%
 with health problems 5%
 on prescription medication 6%



An average classroom had:

3 students with special needs
 1 student with an Individual Education Program
 4 students who are English learners



- Very successful entry
- Moderately successful entry
- Somewhat difficult entry
- Very difficult entry

What percent of students had a successful entry into kindergarten?