



Butte County

LAND OF NATURAL WEALTH AND BEAUTY

C. LINDA BARNES

TREASURER - TAX COLLECTOR

COUNTY ADMINISTRATIVE BUILDING
25 COUNTY CENTER DRIVE – OROVILLE, CALIFORNIA 95965-3384
TELEPHONE: (530) 538-7701
FAX: (530) 538-7648

January 27, 2009

Butte County Board of Supervisors
Butte County Chief Administrative Officer

The attached investment report for December 31, 2008 is submitted in accordance with the Butte County Statement of Investment Policy dated July 1, 2008. All investments are in compliance with this policy.

The attached Investment Report demonstrates that sufficient liquidity is available to meet anticipated expenditures during the next six months.

The Local Agency Investment Fund (LAIF) is used as a benchmark for portfolio performance. In the current market, the portfolio's yield may drop below LAIF's yield from time to time, as is the case for the last year or so. A look at the 5 year moving average for the Butte County Treasury yields vs. LAIF yields demonstrates that, over time, a medium term, laddered portfolio will generally outperform a shorter term investment strategy, which LAIF usually mirrors. The 5 year moving average for Butte County Treasury yields for Fiscal Years 06/07 and 07/08 compared to those of LAIF shows margins of 1.178% and .67%, respectively. Using \$275,000,000 as a baseline portfolio (actively invested balance), this translates to enhanced earnings averaging \$1,842,500 per year for the past five years.

Investments are marked to market monthly based on a current market price determined by US Bancorp Investments.

Quarterly Investment Reports are made available on the Treasurer-Tax Collector website at <http://www.buttecounty.net/ttc>.

Yours truly,

Handwritten signature of C. Linda Barnes in blue ink.

C. Linda Barnes
Butte County Treasurer-Tax Collector

cc: Butte County Board of Supervisors
Butte County District Attorney
Butte County Schools-JPA
Butte-Glenn Community College
Ken Wiley – Auditor's Office

Butte County Auditor-Controller
Butte County Superintendent of Schools
Butte County Sheriff
Treasury Oversight Committee
Greg Iturria - CFO

Quarterly:
Butte County Special Districts

CDIAC



BUTTE COUNTY TREASURER'S INVESTMENT REPORT

December 31, 2008

ACTIVELY MANAGED PORTFOLIO:	YIELD TO MATURITY	WEIGHTED AVERAGE MATURITY (DAYS)	PAR VALUE	FAIR VALUE	COST CARRIED
LOCAL AGENCY INVESTMENT FUND (LAIF)	2.353%	1	112,966,945.95	112,966,945.95	112,966,945.95
CALTRUST	2.303%	1	20,000,000.00	20,000,000.00	20,000,000.00
CERTIFICATES OF DEPOSIT	4.850%	1,210	500,000.00	500,000.00	500,000.00
FEDERAL AGENCY NOTES*	4.319%	949	263,290,000.00	275,911,020.51	264,957,953.83
COMMERCIAL PAPER*	-	-	0.00	0.00	0.00
FDIC CORPORATE NOTES*	2.887%	1,201	15,000,000.00	15,447,915.00	15,092,488.89
MONEY MARKET FUNDS	-	-	0.00	0.00	0.00
NEGOTIABLE CDs	-	-	0.00	0.00	0.00

*See page 4 for detailed list of investments

TOTAL ACTIVELY MANAGED PORTFOLIO:	3.633%	654	411,756,945.95	424,825,881.46	413,517,388.67
--	---------------	------------	-----------------------	-----------------------	-----------------------

INVESTMENT OF NOTE AND BOND PROCEEDS	PAR VALUE	FAIR VALUE	COST CARRIED
BONDS (see "Investment of School Bond Proceeds," for detail)	64,569,367.56	64,656,519.56	64,489,264.12
INVESTMENTS WITH TRUSTEES (See "Investments Under Management of Trustees," for detail)	7,657,350.86	7,702,324.66	7,671,312.90
TOTAL INVESTMENTS OF NOTE AND BOND PROCEEDS:	72,226,718.42	72,358,844.22	72,160,577.02

TOTAL INVESTMENT PORTFOLIO:	PAR VALUE	FAIR VALUE	COST CARRIED
	483,983,664.37	497,184,725.68	485,677,965.69

SIX MONTH LIQUIDITY PROJECTIONS

Estimated Cash Receipts For Next Six Months	444,752,433
Estimated Disbursements For Next Six Months	(461,060,477)
Estimated Net Cash Flow For Next Six Months**	(16,308,044) (A1)
Contingency Cashflow Needs (based on potential State budget shortfall)	(30,000,000) (A2)
Securities Maturing	46,980,000 (B)
Local Agency Investment Fund / Cal Trust (includes TRAN)	132,966,946 (C)
Total Liquidity For Next Six Months	133,638,902 (A+B+C)
Estimated Cash Available For Long Term Investment	(30,000,000)
Remaining Available Liquidity	103,638,902

Total Par Value of actively managed investments maturing in less than 12 months:	185,196,946
Total Par Value of actively managed investments maturing in more than 12 months:	226,560,000

** Includes TRAN (Tax and Revenue Anticipation Notes) receipts and disbursements

BUTTE COUNTY TREASURER'S INVESTMENT REPORT
INVESTMENT OF SCHOOL BOND PROCEEDS
December 31, 2008

BOND/NOTE DESCRIPTION	INVESTMENT TYPE	MATURITY DATE	DESCRIPTION	ANNUAL YIELD	PAR VALUE	FAIR VALUE	COST CARRIED
BONDS - LOCAL AGENCY INVESTMENT FUND (LAIF)							
Chico Unified School District "A"				2.353%	3,851,169.99	3,851,169.99	3,851,169.99
Chico Unified School District "B"				2.353%	2,549,112.63	2,549,112.63	2,549,112.63
Chico Unified School District "B"	LAIF BOND FUND			2.353%	19,032,050.55	19,032,050.55	19,032,050.55
Paradise Unified School District "M"				2.353%	3,933,996.63	3,933,996.63	3,933,996.63
Oroville Union High School District "A"				2.353%	418,652.02	418,652.02	418,652.02
Butte/Glenn Community College District "A"				2.353%	1,468.45	1,468.45	1,468.45
Butte/Glenn Community College District "B"				2.353%	10,080,457.76	10,080,457.76	10,080,457.76
Thermalito Union School District "M"				2.353%	45,358.62	45,358.62	45,358.62
SUBTOTAL					39,912,266.65	39,912,266.65	39,912,266.65
BONDS - WELLS FARGO BANK							
WELLS FARGO BANK, TRUSTEE							
Chico Unified School District "A"							
Account # 13061387	Money Market		Gov MM Mutual Fund	0.770%	479,522.97	479,522.97	479,522.97
	US Treas/Agency	4/20/2009	FHLB DN #313385EP7	3.035%	3,275,000.00	3,273,690.00	3,226,962.12
	US Treas/Agency	8/03/2009	FHLB DN #313385JY3	3.098%	2,350,000.00	2,342,950.00	2,294,383.33
SUBTOTAL					6,104,522.97	6,096,162.97	6,000,868.42
Chico Unified School District "B"							
Account # 13061791	Money Market		Gov MM Mutual Fund	0.770%	5,119,079.79	5,119,079.79	5,119,079.79
	US Treas/Agency	3/11/11	FHLB # 3133XPWW0	3.061%	2,000,000.00	2,085,000.00	2,018,551.11
	US Treas/Agency	3/10/11	FFCB# 31331YXM7	3.264%	2,400,000.00	2,410,512.00	2,405,000.00
SUBTOTAL					9,519,079.79	9,614,591.79	9,542,630.90
Butte/Glenn Com College District "B"							
Account # 13061403	Money Market		Gov MM Mutual Fund	0.770%	9,033,498.15	9,033,498.15	9,033,498.15
SUBTOTAL					9,033,498.15	9,033,498.15	9,033,498.15
					PAR VALUE	FAIR VALUE	COST CARRIED
GRAND TOTAL					64,569,367.56	64,656,519.56	64,489,264.12

Note: Yields quoted above are a snapshot per investment type. Actual yields earned on school bonds are calculated by the Treasurer's office and are a composite of investment earnings less Treasury

BUTTE COUNTY TREASURER'S INVESTMENT REPORT
INVESTMENTS UNDER MANAGEMENT OF TRUSTEES
December 31, 2008

LOAN PROGRAM	INVESTMENT TYPE	MATURITY DATE	DESCRIPTION	ANNUAL YIELD	PAR VALUE	FAIR VALUE	COST CARRIED
2003 REFUNDING COP							
U.S. BANK, TRUSTEE							
Expense Fund #94656106	Money Market		First Amer Treas Oblig Fund D	0.020%	17,918.38	17,918.38	17,918.38
Reserve Fund #94656101	Money Market		First Amer Treas Oblig Fund D	0.020%	29,648.76	29,648.76	29,648.76
	US Treas/Agency	10/18/13	FHLB #3133XSAE8	2.820%	385,000.00	404,973.80	398,962.04
Lease Payment #94656100	Money Market		First Amer Treas Oblig Fund D	0.020%	103,255.39	103,255.39	103,255.39
SUBTOTAL					535,822.53	555,796.33	549,784.57
2004 PENSION OBLIGATION BONDS							
WELLS FARGO BANK, TRUSTEE							
Series A Bond Fund # 16281106	Money Market		Gov MMF Service Fund #743	0.471%	853,581.78	853,581.78	853,581.78
Int. Rate Stabilization Fund # 16281109	Money Market		Gov MMF Service Fund #743	0.471%	1,714,925.56	1,714,925.56	1,714,925.56
	Pooled Agency Funds		Local Agency Investment Fund	2.353%	1,774,773.44	1,774,773.44	1,774,773.44
Series B Interest Fund #16281301	Money Market		Gov MMF Service Fund #743	0.471%	1,213,659.98	1,213,659.98	1,213,659.98
SUBTOTAL					5,556,940.76	5,556,940.76	5,556,940.76
2004 WORKERS' COMPENSATION							
G B BRAGG & ASSOC							
- Claims Administrators							
Umpqua Bank #11205374	Commercial Bank		Business Interest Checking	0.230%	40,607.51	40,607.51	40,607.51
SUBTOTAL					40,607.51	40,607.51	40,607.51
2006 COP - NEAL ROAD LANDFILL							
WELLS FARGO BANK, TRUSTEE							
Certificate Reserve Fund #20550800	Money Market		Gov MMF Service Fund #743	0.471%	270,173.84	270,173.84	270,173.84
	US Treas/Agency	12/17/12	FHLB #3133XNMB2	4.250%	1,000,000.00	1,025,000.00	1,000,000.00
Base Rental Payment Fund #20550801	Money Market		Gov MMF Service Fund #743	0.471%	243,575.00	243,575.00	243,575.00
Expense Fund #20550802	Money Market		Gov MMF Service Fund #743	0.471%	10,231.22	10,231.22	10,231.22
SUBTOTAL					1,523,980.06	1,548,980.06	1,523,980.06
					PAR VALUE	FAIR VALUE	COST CARRIED
GRAND TOTAL					7,657,350.86	7,702,324.66	7,671,312.90

BUTTE COUNTY TREASURER'S INVESTMENT REPORT
ACTIVELY MANAGED PORTFOLIO "AT-A-GLANCE"
December 31, 2008

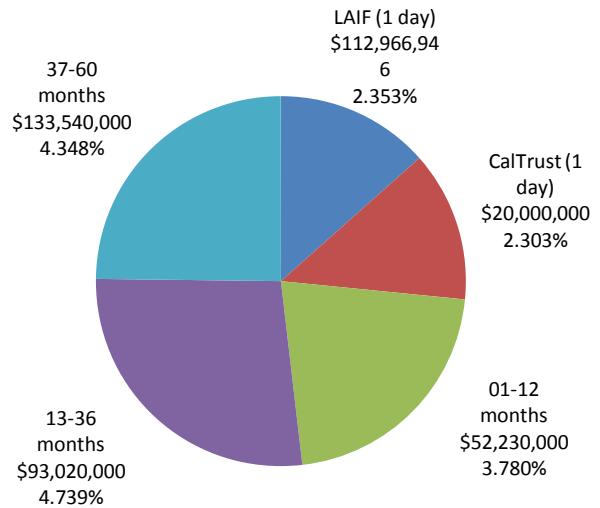
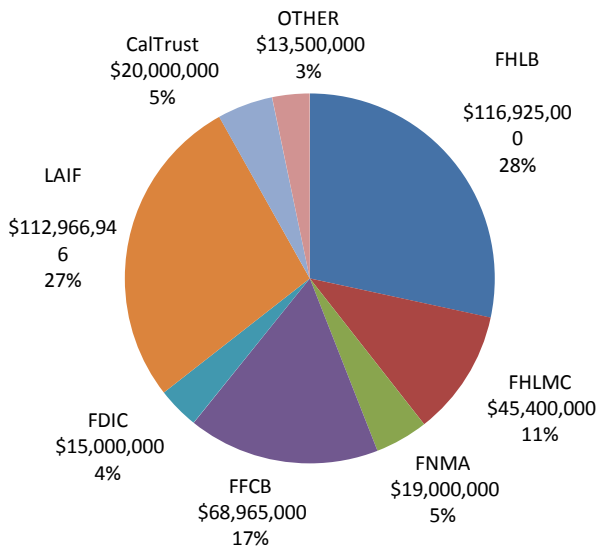
INVESTMENTS BY TYPE*

Federal Home Loan Bank	FHLB	\$	116,925,000
Fed Home Loan Mortgage Corp	FHLMC	\$	45,400,000
Fed National Mortgage Assn	FNMA	\$	19,000,000
Federal Farm Credit Bank	FFCB	\$	68,965,000
FDIC Medium Term Notes	FDIC	\$	15,000,000
Local Agency Investment Fund	LAIF	\$	112,966,946
CalTrust	CalTrust	\$	20,000,000
CD, TVA, FAMCA	OTHER	\$	13,500,000
TOTAL PAR VALUE		\$	411,756,946

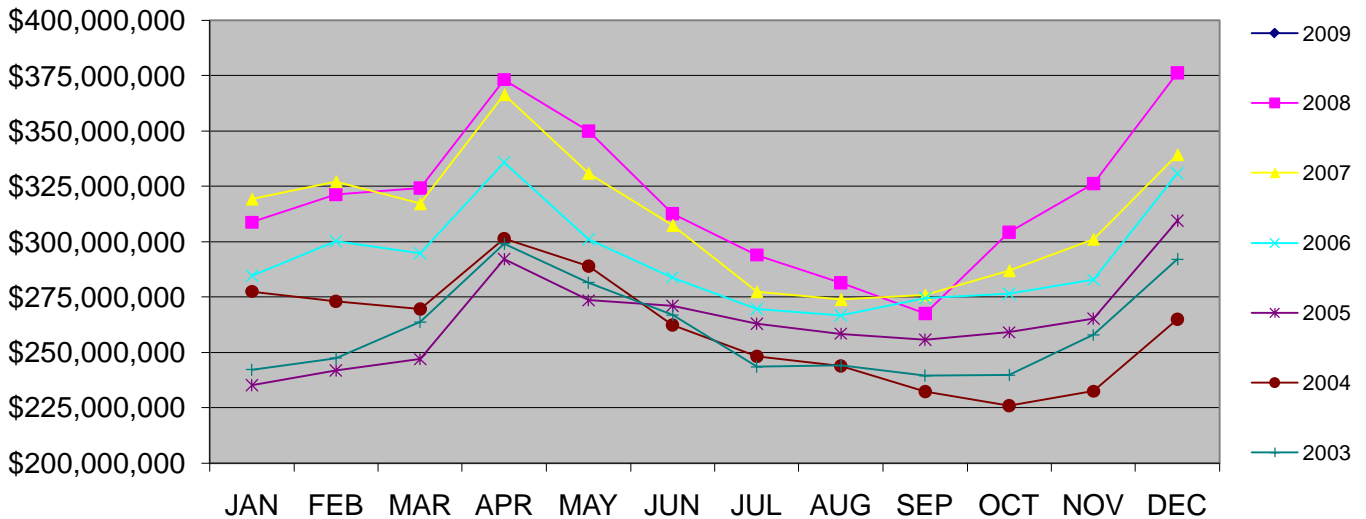
INVESTMENTS BY MATURITY & YIELD*

LAIF (1 day)	2.353%	\$ 112,966,946
CalTrust (1 day)	2.303%	\$ 20,000,000
01-12 months	3.780%	\$ 52,230,000
13-36 months	4.739%	\$ 93,020,000
37-60 months	4.348%	\$ 133,540,000
TOTAL PAR VALUE		\$ 411,756,946

* Investments managed by Trustees, School Bond Proceeds and TRAN Proceeds are not included



BUTTE COUNTY POOLED TREASURY GENERAL LEDGER FUND BALANCE
Net of Tax and Revenue Anticipation Notes (TRAN) and Bond Proceeds



BUTTE COUNTY TREASURER'S INVESTMENT REPORT
MANAGED PORTFOLIO - DETAILS OF SECURITIES HELD

December 31, 2008

Security	Description	Credit Rating	Purchase Date	Maturity Date	Yield to Maturity (%)	Par Value	Fair Value	Cost Carried *
3128X2ME2	FEDERAL HOME LOAN MTG CORP	AAA	3/29/2004	1/12/2009	3.471	5,000,000.00	5,006,250.00	5,000,615.96
3133XSDJ4	FEDERAL HOME LOAN BANK	AAA	9/26/2008	1/14/2009	3.250	10,000,000.00	10,012,500.00	10,000,000.00
31359MEK5	FEDERAL NATL MORT ASSN	AAA	1/15/2004	1/15/2009	3.779	5,000,000.00	5,009,375.00	5,002,855.81
3133M7N77	FEDERAL HOME LOAN BANK	AAA	3/5/2004	2/17/2009	3.527	3,980,000.00	4,007,362.50	3,990,215.98
3133X56B9	FEDERAL HOME LOAN BANK	AAA	3/30/2004	3/30/2009	3.320	5,000,000.00	5,037,500.00	5,000,000.00
31331TD40	FEDERAL FARM CREDIT BANK	AAA	4/15/2004	4/15/2009	3.655	5,000,000.00	5,046,875.00	4,997,664.64
3134A4UQ5	FEDERAL HOME LOAN MTG CORP	AAA	4/15/2004	4/15/2009	3.496	5,000,000.00	5,042,187.50	4,998,161.70
31331VBR6	FEDERAL FARM CREDIT BANK	AAA	11/20/2006	6/11/2009	4.901	3,000,000.00	3,055,312.50	2,994,418.24
3128X1PN1	FEDERAL HOME LOAN MTG CORP	AAA	12/13/2004	7/9/2009	3.740	2,000,000.00	2,026,986.00	1,995,008.87
3128X3SL8	FEDERAL HOME LOAN MTG CORP	AAA	12/13/2004	7/30/2009	4.212	2,750,000.00	2,808,437.50	2,752,535.49
3128X3VA8	FEDERAL HOME LOAN MTG CORP	AAA	12/15/2004	9/1/2009	4.125	2,000,000.00	2,043,636.00	2,000,000.00
3128X3VY5	FEDERAL HOME LOAN MTG CORP	AAA	12/10/2004	9/22/2009	4.041	3,500,000.00	3,580,892.00	3,499,047.67
31331HE29	FEDERAL FARM CREDIT BANK	AAA	10/28/2005	2/9/2010	4.806	2,500,000.00	2,681,250.00	2,567,417.31
3128X34V2	FEDERAL HOME LOAN MTG CORP	AAA	6/17/2005	2/22/2010	4.347	3,000,000.00	3,100,317.00	2,996,618.28
3128X35R0	FEDERAL HOME LOAN MTG CORP	AAA	3/11/2005	3/1/2010	4.552	3,000,000.00	3,111,069.00	2,994,392.36
3134A33L8	FHLMC DEBENTURES	AAA	3/15/2005	3/15/2010	4.545	3,000,000.00	3,213,750.00	3,084,188.01
31331STD5	FEDERAL FARM CREDIT BANK	AAA	4/5/2005	4/5/2010	4.626	3,000,000.00	3,140,625.00	3,000,848.68
31331SZQ9	FEDERAL FARM CREDIT BANK	AAA	6/21/2005	6/10/2010	4.230	3,370,000.00	3,516,384.38	3,359,273.12
3133XBT8	FEDERAL HOME LOAN BANK	AAA	6/21/2005	6/11/2010	4.232	3,000,000.00	3,141,562.50	3,000,743.93
3133XCEQ2	FEDERAL HOME LOAN BANK	AAA	7/27/2005	7/13/2010	4.582	3,000,000.00	3,153,750.00	2,991,144.11
3128X4GL9	FEDERAL HOME LOAN MTG CORP	AAA	9/19/2005	8/4/2010	4.790	3,000,000.00	3,170,004.00	3,000,000.00
31331TBZ3	FEDERAL FARM CREDIT BANK	AAA	9/21/2005	8/27/2010	4.407	3,000,000.00	3,165,937.50	3,002,002.22
3133XCTV5	FEDERAL HOME LOAN BANK	AAA	10/11/2005	9/1/2010	5.000	3,000,000.00	3,194,062.50	3,000,000.00
3133XCUR2	FEDERAL HOME LOAN BANK	AAA	9/15/2005	9/10/2010	4.298	3,000,000.00	3,168,750.00	3,009,547.46
31315PAP4	FEDERAL AGRIC MTG CORP	AAA	10/13/2005	10/12/2010	4.680	3,000,000.00	3,184,017.00	2,997,138.36
31331VDJ2	FEDERAL FARM CREDIT BANK	AAA	10/21/2005	10/20/2010	4.673	3,000,000.00	3,189,375.00	3,001,354.23
31331VLW4	FEDERAL FARM CREDIT BANK	AAA	1/6/2006	12/23/2010	4.770	3,000,000.00	3,208,125.00	3,001,623.07
307692AA1	FARMER MAC GTD NOTES TR		6/2/2006	1/14/2011	5.470	2,000,000.00	2,089,600.00	1,978,830.32
3133MDBT9	FEDERAL HOME LOAN BANK	AAA	2/15/2006	2/15/2011	4.905	3,000,000.00	3,283,125.00	3,055,927.94
3128X2ZQ1	FEDERAL HOME LOAN MTG CORP	AAA	3/2/2006	2/24/2011	4.997	3,000,000.00	3,175,312.50	2,950,713.03
3133XENX3	FEDERAL HOME LOAN BANK	AAA	3/13/2006	3/11/2011	4.988	3,000,000.00	3,233,437.50	2,993,489.16
3133X7C69	FEDERAL HOME LOAN BANK	AAA	5/15/2006	5/13/2011	5.320	3,000,000.00	3,256,875.00	2,980,279.92
3136F7B48	FEDERAL NATL MORTGAGE ASSN	AAA	10/2/2006	5/19/2011	5.152	3,000,000.00	3,045,937.50	3,005,333.47
3136F7B9	FEDERAL NATL MORTGAGE ASSN	AAA	12/18/2006	6/14/2011	4.830	3,000,000.00	3,240,000.00	2,987,541.83
3128X1MB0	FHLMC STRUCTURED NOTE	AAA	10/26/2006	6/20/2011	5.102	1,150,000.00	1,250,607.75	1,147,459.39
31339YPU0	FHLB STEP-UP	AAA	12/14/2006	7/29/2011	4.832	1,000,000.00	1,092,500.00	1,003,851.34
3133MGYH3	FHLB CONSOL BOND	AAA	10/26/2006	8/15/2011	5.075	3,000,000.00	3,337,500.00	3,046,884.57
3133XF5T9	FEDERAL HOME LOAN BANK	AAA	10/2/2006	9/9/2011	4.931	3,000,000.00	3,254,062.50	3,004,902.64
3133XF5T9	FEDERAL HOME LOAN BANK	AAA	12/18/2006	9/9/2011	4.838	3,000,000.00	3,254,062.50	3,011,575.03
31331V5Y8	FEDERAL FARM CREDIT BANK	AAA	11/27/2006	10/3/2011	4.879	3,000,000.00	3,282,187.50	3,008,850.87
3134A1CV0	FEDERAL HOME LOAN MTG CORP	AAA	12/11/2006	10/24/2011	4.779	1,000,000.00	1,147,187.50	1,053,857.16
3133XHRB0	FEDERAL HOME LOAN BANK	AAA	11/7/2006	11/7/2011	5.125	2,000,000.00	2,030,625.00	2,000,000.00
3133XHRK0	FEDERAL HOME LOAN BANK	AAA	1/25/2007	12/9/2011	5.084	3,000,000.00	3,271,875.00	2,974,231.61
3133XJAW8	FEDERAL HOME LOAN BANK	AAA	12/15/2006	12/15/2011	5.000	3,000,000.00	3,057,187.50	3,000,000.00
64944QAA5	NEW YORK COMMUNITY BANK CORP	AAA	12/18/2008	12/16/2011	2.603	5,000,000.00	5,122,105.00	5,054,534.32
31331XSF0	FEDERAL FARM CREDIT BANK	AAA	3/12/2007	3/12/2012	4.872	3,000,000.00	3,291,562.50	2,998,147.04
3133XKAL9	FEDERAL HOME LOAN BANK	AAA	3/21/2007	3/21/2012	5.007	2,555,000.00	2,630,851.56	2,554,485.45
31331XVH2	FEDERAL FARM CREDIT BANK	AAA	4/16/2007	4/12/2012	5.005	3,000,000.00	3,297,187.50	2,988,787.08
3133XKQS7	FEDERAL HOME LOAN BANK	AAA	5/7/2007	5/7/2012	5.050	3,000,000.00	3,152,812.50	3,000,000.00
3133XKT70	FHLB 5.2 5/14/12	AAA	5/14/2007	5/14/2012	5.200	3,000,000.00	3,048,750.00	3,000,000.00
880591DT6	TENN VALLEY AUTHORITY BD	AAA	5/23/2007	5/23/2012	4.812	3,000,000.00	3,413,928.00	3,173,105.10
3133XLEA7	FEDERAL HOME LOAN BANK	AAA	6/14/2007	6/8/2012	5.526	5,000,000.00	5,587,500.00	4,977,590.58
06050BAA9	BANK OF AMERICA CORP	AAA	12/8/2008	6/15/2012	3.020	10,000,000.00	10,325,810.00	10,032,793.69
3133XLMJ9	FEDERAL HOME LOAN BANK	AAA	11/16/2007	7/23/2012	4.244	2,500,000.00	2,658,593.75	2,547,801.96
31331S2T9	FEDERAL FARM CREDIT BANK	AAA	11/16/2007	8/10/2012	4.374	2,700,000.00	2,941,312.50	2,714,778.41
3128X4HF1	FEDERAL HOME LOAN MTG CORP	AAA	12/28/2007	8/15/2012	4.141	2,000,000.00	2,198,412.00	2,054,084.32
3133XLX73	FEDERAL HOME LOAN BANK	AAA	11/16/2007	9/14/2012	4.336	2,500,000.00	2,759,375.00	2,552,978.70
3133XML66	FEDERAL HOME LOAN BANK	AAA	12/28/2007	10/10/2012	4.113	3,000,000.00	3,256,875.00	3,050,240.38
31331VPS9	FEDERAL FARM CREDIT BANK	AAA	12/4/2008	11/6/2012	2.891	5,000,000.00	5,464,062.50	5,321,793.99
31331YEB2	FEDERAL FARM CREDIT BANK	AAA	11/16/2007	11/16/2012	4.840	3,000,000.00	3,091,875.00	3,000,000.00
31331YVJ6	FEDERAL FARM CREDIT BANK	AAA	4/21/2008	2/25/2013	4.092	3,000,000.00	3,013,125.00	2,989,720.18
31331YWX4	FEDERAL FARM CREDIT BANK	AAA	3/26/2008	3/6/2013	4.000	5,000,000.00	5,026,562.50	5,000,000.00
3133XQXQ0	FEDERAL HOME LOAN BANK	AAA	4/23/2008	4/23/2013	4.350	3,000,000.00	3,030,000.00	3,000,000.00
31398AQL9	FEDERAL NATL MORTGAGE ASSN	AAA	4/29/2008	4/29/2013	4.074	3,000,000.00	3,010,312.50	2,991,431.00
3128X7RY2	FEDERAL HOME LOAN MTG CORP	AAA	5/21/2008	5/20/2013	4.170	3,000,000.00	3,033,708.00	3,000,000.00
3128X7VS0	FHLMC 4.15 13-09	AAA	5/29/2008	5/29/2013	4.150	3,000,000.00	3,035,625.00	3,000,000.00
3133XRF19	FEDERAL HOME LOAN BANK	AAA	6/16/2008	6/14/2013	4.235	5,000,000.00	5,396,875.00	5,002,839.57
3133XRFL9	FEDERAL HOME LOAN BANK	AAA	7/17/2008	6/14/2013	4.103	5,000,000.00	5,396,875.00	5,027,715.84
3133XFLF1	FEDERAL HOME LOAN BANK	AAA	11/21/2008	6/14/2013	3.654	3,000,000.00	3,379,687.50	3,197,745.61
31331Y2Q2	FEDERAL FARM CREDIT BANK	AAA	7/17/2008	7/8/2013	4.050	3,000,000.00	3,240,937.50	3,022,892.46
3133XRSC5	FEDERAL HOME LOAN BANK	AAA	7/23/2008	7/23/2013	4.754	3,000,000.00	3,058,125.00	2,999,572.40
880591DW9	TENNESSEE VALLEY AUTHORITY	AAA	10/23/2008	8/1/2013	3.984	5,000,000.00	5,400,450.00	5,148,466.88
3133XPFV1	FHLB 4.02 08/13	AAA	11/21/2008	8/14/2013	3.872	2,000,000.00	2,144,375.00	2,011,620.49
3133XD6A4	FEDERAL HOME LOAN BANK	AAA	9/26/2008	9/13/2013	4.107	5,000,000.00	5,445,312.50	5,052,776.77
3133XD6A4	FEDERAL HOME LOAN BANK	AAA	10/23/2008	9/13/2013	4.109	3,000,000.00	3,267,187.50	3,031,494.27
3136F9J95	FEDERAL NATL MORTGAGE ASSN	AAA	10/23/2008	10/7/2013	5.062	5,000,000.00	5,003,125.00	4,999,949.32
31331GDP1	FEDERAL FARM CREDIT BANK	AAA	10/28/2008	10/28/2013	4.719	2,395,000.00	2,461,610.94	2,397,963.81
31331GFP9	FEDERAL FARM CREDIT BANK	AAA	11/26/2008	11/26/2013	4.700	5,000,000.00	5,028,125.00	5,000,000.00
3133XSN9	FEDERAL HOME LOAN BANK	AAA	12/18/2008	12/18/2013	4.450	3,390,000.00	3,422,840.63	3,390,000.00
31331GGU7	FEDERAL FARM CREDIT BANK	AAA	12/23/2008	12/23/2013	3.809	5,000,000.00	5,004,687.50	5,004,479.17
3133XSSD1	FEDERAL HOME LOAN BANK	AAA	12/30/2008	12/30/2013	3.000	5,000,000.00	5,000,000.00	5,000,000.00
TOTAL					4.241%	278,290,000.00	291,358,935.51	279,730,332.57 *

*Source: US Bank Safekeeping (values may differ from Treasurer's Cost Carried due to accretion method variation)