

BUTTE COUNTY TREASURER - INVESTMENT REPORT

March 30, 2007

	AVERAGE PORTFOLIO	AVERAGE PORTFOLIO
	MATURITY	YIELD
DIRECT INVESTMENTS*	866 Days	4.263%
COMBINED PORTFOLIO**	731 Days	4.411%

LOCAL AGENCY INVESTMENT FUND (LAIF)	Cost Carried 52,671,970.36	Monthly Yield 5.214%
-------------------------------------	-------------------------------	-------------------------

CERTIFICATES OF DEPOSIT

	Acct. No.	Cost Carried	Issue Date	Maturity Date	Nominal Rate	Annual Yield
TRI-COUNTIES BANK	044000483	500,000.00	4/24/2002	4/24/2007	5.120%	5.250%
TOTAL OF CDS:		500,000.00				

FEDERAL AGENCY NOTES - Credit Rating = AAA

Agency#	Issuer	Cusip	Par Value	Market Value	Cost Carried	Purchased	Matures	Annual Yield
181	FHLB	3133MNPQ8	7,000,000.00	6,995,625.00	6,993,789.86	5/15/2002	5/15/2007	5.080%
184	FNMA	31359MNP4	5,000,000.00	4,984,375.00	5,009,514.11	8/7/2002	7/15/2007	3.825%
186	FFCB	31331RXX0	3,020,000.00	3,036,015.06	3,083,349.05	1/14/2003	1/14/2008	3.523%
187	FNMA	31359MQM8	5,000,000.00	4,928,125.00	4,988,166.50	1/15/2003	1/15/2008	3.510%
194	FFCB	31331QZP5	5,000,000.00	4,928,125.00	4,995,050.91	4/16/2003	4/16/2008	3.673%
195	FHLMC	3128X1CD7	5,000,000.00	4,918,615.00	5,000,000.00	5/21/2003	5/21/2008	3.500%
196	FHLMC	3128X1EB9	5,000,000.00	4,903,125.00	4,999,765.66	6/4/2003	6/4/2008	3.253%
197	FHLB	3133MYU5	5,000,000.00	4,904,687.50	4,999,062.65	6/5/2003	6/5/2008	3.264%
198	FHLB	3133MYZX8	5,000,000.00	4,890,625.00	5,000,000.00	6/2/2003	6/2/2008	3.000%
200	FHLB	3133X2BZ7	5,000,000.00	4,907,812.50	4,979,641.51	12/2/2003	11/14/2008	3.850%
201	FHLB	3133X2BZ7	5,000,000.00	4,907,812.50	4,994,041.64	12/10/2003	11/14/2008	3.690%
202	FHLB	3133X0LJ6	5,000,000.00	4,926,562.50	5,008,796.79	12/10/2003	8/15/2008	3.620%
203	FNMA	31359MEK5	5,000,000.00	5,035,937.50	5,136,597.38	1/15/2004	1/15/2009	3.737%
204	FFCB	31331TRH6	5,000,000.00	4,917,187.50	4,999,479.78	1/28/2004	7/28/2008	3.633%
205	FNMA	3136F45D2	5,000,000.00	4,923,437.50	4,998,999.72	1/30/2004	1/30/2009	4.011%
206	FHLMC	3134A4RH9	5,000,000.00	4,960,937.50	5,018,201.41	3/5/2004	9/15/2007	2.710%
208	FHLB	3133M7N77	3,980,000.00	4,035,968.75	4,133,457.73	3/5/2004	2/17/2009	3.431%
209	FHLB	3133X56B9	5,000,000.00	4,860,937.50	5,000,000.00	3/30/2004	3/30/2009	3.320%
210	FHLMC	3128X2R80	2,000,000.00	1,974,378.00	1,999,928.01	3/29/2004	9/28/2007	2.633%
212	FHLB	3133X5HP6	5,000,000.00	4,914,062.50	5,000,000.00	3/29/2004	12/28/2007	2.749%
214	FNMA	3136F5JW2	3,000,000.00	2,960,625.00	2,999,271.72	4/1/2004	10/1/2007	2.651%
216	FNMA	31359MTF0	5,000,000.00	4,923,437.50	5,036,815.34	3/26/2004	9/15/2008	3.220%
217	FNMA	31359MRW5	5,000,000.00	4,882,812.50	4,996,201.39	3/29/2004	5/19/2008	2.929%
218	FHLMC	3128X2ME2	5,000,000.00	4,920,312.50	5,037,385.41	3/29/2004	1/12/2009	3.465%
219	FHLMC	3134A4UQ5	5,000,000.00	4,864,062.50	4,986,185.35	4/15/2004	4/15/2009	3.495%
220	FFCB	31331TD40	5,000,000.00	4,875,000.00	4,982,450.01	4/15/2004	4/15/2009	3.655%
221	FHLMC	3128X3WY5	3,500,000.00	3,436,800.50	3,496,737.00	12/10/2004	9/22/2009	4.040%
222	FHLMC	3128X1PN1	2,000,000.00	1,934,420.00	1,977,664.80	12/13/2004	7/9/2009	3.740%
223	FHLMC	3128X3SL8	2,750,000.00	2,725,078.13	2,760,388.15	12/13/2004	7/30/2009	4.206%
224	FHLMC	3128X3VA8	2,000,000.00	1,970,244.00	2,000,000.00	12/15/2004	9/1/2009	4.124%
228	FHLMC	3134A33L8	3,000,000.00	3,182,812.50	3,207,219.62	3/15/2005	3/15/2010	4.410%
229	FHLMC	3128X35R0	3,000,000.00	2,965,401.00	2,985,877.54	3/11/2005	3/1/2010	4.552%
230	FFCB	31331STD5	3,000,000.00	2,989,687.50	3,002,099.67	4/5/2005	4/5/2010	4.627%
231	FHLMC	3128X34V2	3,000,000.00	2,957,178.00	2,991,352.42	6/17/2005	2/22/2010	4.346%
232	FFCB	31331S2Q9	3,370,000.00	3,293,121.88	3,345,740.11	6/21/2005	6/10/2010	4.230%
233	FHLB	3133XBTH8	3,000,000.00	2,954,062.50	3,001,680.35	6/21/2005	6/11/2010	4.230%
234	FHLB	3133XCEQ2	3,000,000.00	2,962,500.00	2,980,760.44	7/27/2005	7/13/2010	4.582%
235	FHLB	3133XCUR2	3,000,000.00	2,969,062.50	3,019,505.77	9/15/2005	9/10/2010	4.290%
236	FHLMC	3128X4GL9	3,000,000.00	3,001,008.00	3,000,000.00	9/19/2005	8/4/2010	4.790%
237	FFCB	31331TBZ3	3,000,000.00	2,969,062.50	3,004,143.69	9/21/2005	8/27/2010	4.405%
238	FFCB	31331H2X4	5,000,000.00	5,032,812.50	5,056,545.71	10/3/2005	9/14/2007	4.382%
239	FHLB	3133MBKX4	1,570,000.00	1,574,415.63	1,594,123.09	10/3/2005	5/15/2007	4.383%
240	FHLB	3133XCTV5	3,000,000.00	3,020,625.00	3,000,000.00	10/11/2005	9/1/2010	5.000%
241	FAMCA	31315PAP4	3,000,000.00	2,984,733.00	2,994,170.93	10/13/2005	10/12/2010	4.680%
242	FFCB	31331VDJ2	3,000,000.00	2,991,562.50	3,002,737.87	10/21/2005	10/20/2010	4.674%
243	FHLB	3133XCE25	3,000,000.00	2,981,250.00	2,989,913.96	10/26/2005	10/26/2007	4.600%
244	FFCB	31331HE29	2,500,000.00	2,675,781.25	2,676,375.46	10/28/2005	2/9/2010	4.744%
246	FHLMC	3128X4HN4	3,000,000.00	3,020,625.00	2,991,074.95	12/14/2005	9/1/2010	5.095%
247	FFCB	31331VLW4	3,000,000.00	3,000,000.00	3,003,128.32	1/6/2006	12/23/2010	4.770%
253	FHLB	3133MDBT9	3,000,000.00	3,103,125.00	3,102,734.07	2/15/2006	2/15/2011	4.900%
255	FHLMC	3128X2Q01	3,000,000.00	2,927,812.50	2,909,763.18	3/2/2006	2/24/2011	4.984%
256	FHLB	3133XENX3	3,000,000.00	3,007,500.00	2,988,249.52	3/13/2006	3/11/2011	4.984%
257	FHLMC	3128X4K67	3,000,000.00	2,999,994.00	3,000,000.00	3/7/2006	3/7/2008	5.250%
258	FHLB	3133XBXU4	3,000,000.00	2,991,562.50	2,986,338.87	3/3/2006	6/13/2007	4.950%
259	FHLMC	3128X4J44	3,000,000.00	2,996,637.00	3,000,000.00	3/3/2006	8/24/2007	5.019%
260	FHLB	3133X7C69	3,000,000.00	3,015,937.50	2,962,582.24	5/15/2006	5/13/2011	5.320%
263	FAMCA	307692AA1	2,000,000.00	1,960,635.38	1,958,430.35	6/2/2006	1/14/2011	5.470%
264	FNMA	3136F7B48	3,000,000.00	3,041,250.00	3,035,560.47	10/2/2006	5/19/2011	5.322%

Agency#	Issuer	Cusip	Par Value	Market Value	Cost Carried	Purchased	Matures	Annual Yield
265	FHLB	3133XF5T9	3,000,000.00	3,021,562.50	3,008,211.31	10/2/2006	9/9/2011	4.930%
266	FHLMC	3128X1MB0	1,150,000.00	1,158,079.90	1,145,370.97	10/26/2006	6/20/2011	5.100%
267	FHLB	3133XG3W2	3,000,000.00	3,089,062.50	3,059,604.53	10/26/2006	6/28/2011	5.096%
268	FHLB	3133MGYH3	3,000,000.00	3,106,875.00	3,080,388.97	10/26/2006	8/15/2011	5.069%
269	FHLB	3133XHRB0	2,000,000.00	2,001,875.00	2,000,000.00	11/7/2006	11/7/2011	5.125%
270	FFCB	31331V5Y8	3,000,000.00	3,022,500.00	3,015,578.24	11/27/2006	10/3/2011	4.877%
271	FHLB	3133XHAD4	3,000,000.00	2,998,125.00	3,000,000.00	11/20/2006	10/6/2011	5.249%
272	FFCB	31331VBR6	3,000,000.00	2,978,437.50	2,968,592.41	11/20/2006	6/11/2009	4.900%
273	FHLMC	3134A1CV0	1,000,000.00	1,085,312.50	1,093,200.00	12/11/2006	10/24/2011	4.780%
274	FHLB	3133XJ6K9	2,550,000.00	2,537,250.00	2,546,175.00	12/12/2006	12/12/2011	5.034%
275	FHLB	3133XJAW8	3,000,000.00	2,992,500.00	3,000,000.00	12/15/2006	12/15/2011	5.000%
276	FHLB	31339YPU0	1,000,000.00	1,007,187.50	1,006,721.69	12/14/2006	7/29/2011	4.830%
277	FHLB	3133XF5T9	3,000,000.00	3,021,562.50	3,019,385.46	12/18/2006	9/9/2011	4.836%
278	FNMA	3136F67B9	3,000,000.00	2,980,312.50	2,977,200.00	12/18/2006	6/14/2011	4.830%
279	FHLB	3133XHS94	3,000,000.00	2,996,250.00	2,994,843.75	1/25/2007	11/13/2009	5.310%
280	FHLB	3133XJKT4	3,000,000.00	2,996,250.00	2,994,000.00	2/1/2007	2/1/2012	5.672%
281	FHLB	3133XHRK0	3,000,000.00	2,991,562.50	2,957,280.00	1/25/2007	12/9/2011	5.080%
282	FHLMC	3134A4JT2	3,000,000.00	3,118,125.00	3,079,782.00	1/30/2007	1/15/2012	5.135%
283	FNMA	31359M4T7	3,000,000.00	3,000,937.50	3,000,000.00	2/9/2007	2/9/2009	5.500%
284	FHLB	3133XJQ84	3,000,000.00	2,995,312.50	2,998,950.00	3/9/2007	2/15/2012	5.607%
285	FHLB	3133XJX86	3,000,000.00	2,996,250.00	3,000,468.75	3/9/2007	3/5/2012	5.621%
286	FCCB	31331XSF0	3,000,000.00	3,003,750.00	2,997,102.24	3/12/2007	3/12/2012	4.872%
287	FHLB	3133XKAL9	2,555,000.00	2,548,612.50	2,554,201.56	3/21/2007	3/21/2012	5.007%
			278,945,000.00	277,564,991.97	279,898,107.36			
Accrued Interest Purchased					136,153.61			
TOTAL OF AGENCY NOTES:					280,034,260.97			

FHLB - Federal Home Loan Bank
 FNMA - Fed National Mortgage Corp.
 FHLMC - Fed Home Loan Mortgage
 FAMCA- Fed. Ag. Mortgage Corp.
 FFCB - Federal Farm Credit Bank

COMMERCIAL PAPER

Issuer/Rating	CUSIP	Par Value	Market Value	Cost Carried	Purchased	Matures	Disc.	Annual Yield
GECC	36959JTC7	5,000,000.00	4,939,011.10	4,854,650.00	11/20/2006	6/12/2007	5.130%	5.284%
Rating = A1/P1								

TOTAL COMMERCIAL PAPER : 4,854,650.00

SUBTOTAL PAR VALUE: 337,116,970.36 (SEE CHARTS)

SUBTOTAL INVESTMENT PORTFOLIO----->	338,060,881.33	{Short term (less than 12 months)	111,881,916.26
		{Long term (more than 12 months)	226,178,965.07
			338,060,881.33

TAX AND REVENUE ANTICIPATION NOTE PROCEEDS

	Par Value	Cost Carried	Annual Yield
CALTRUST	15,548,077.25	15,548,077.25	5.202%

SCHOOL BOND PROCEEDS

	Par Value	Cost Carried	Purchased	Matures	Annual Yield
CHICO UNIFIED BOND "A" LAIF	10,229,181.38	10,229,181.38	07/31/1998	N/A	5.214%
TOTAL OF CUSD BONDS:		10,229,181.38			

PARADISE UNIFIED BOND "M"

LAIF	2,290,437.70	2,290,437.70	12/31/1995	N/A	5.214%
TOTAL OF PUSD BONDS:		2,290,437.70			

OROVILLE HIGH SCHOOL "A"

LAIF	940,418.59	940,418.59	8/14/2003	N/A	5.214%
OROVILLE HIGH SCHOOL "B" LAIF	2,310.49	2,310.49	7/8/2004		5.214%
TOTAL OF OROVILLE HIGH SCHOOL BONDS:		942,729.08			

BUTTE/GLENN COMMUNITY COLLEGE BOND "A"

LAIF	1,890,596.18	1,890,596.18	6/6/2002	N/A	5.214%
BUTTE/GLENN COMMUNITY COLLEGE BOND "B" LAIF	32,375,616.21	32,375,616.21	7/19/2005	N/A	5.214%
TOTAL OF BUTTE/GLENN COLLEGE BONDS:		34,266,212.39			

THERMALITO SCHOOL BOND "M"

LAIF	548,968.21	548,968.21	7/8/2005	N/A	5.214%
TOTAL OF THERMALITO SCHOOL BONDS:		548,968.21			

TOTAL SCHOOL BOND PROCEEDS: 48,277,528.76

SUBTOTAL INVESTMENT PORTFOLIO: 401,886,487.34

TOTAL INVESTMENTS WITH TRUSTEES

Par Value	Market Value	Book Value (Cost Carried)
26,630,449.95	26,582,944.53	26,427,704.33 (SEE PAGE 3, "INVENTORY OF INVESTMENTS MANAGED BY TRUSTEES", FOR DETAIL)

TOTAL INVESTMENT PORTFOLIO: #####

* Investment portfolio excluding State Treasurer's Local Agency Investment Fund, Bonds and Investments With Trustees

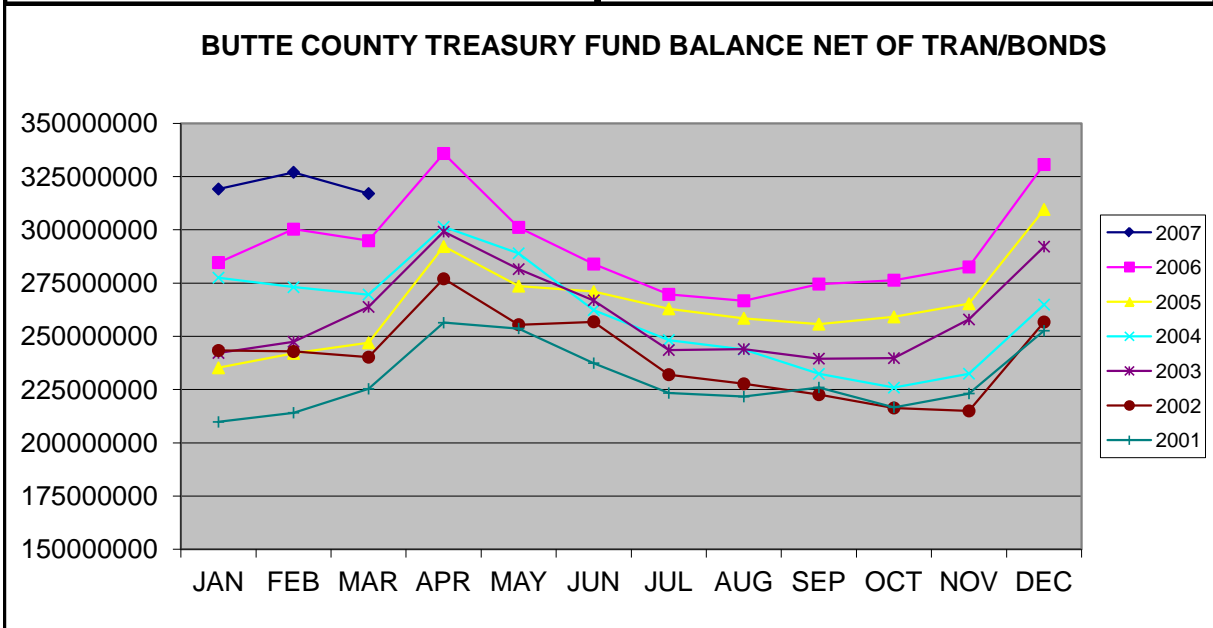
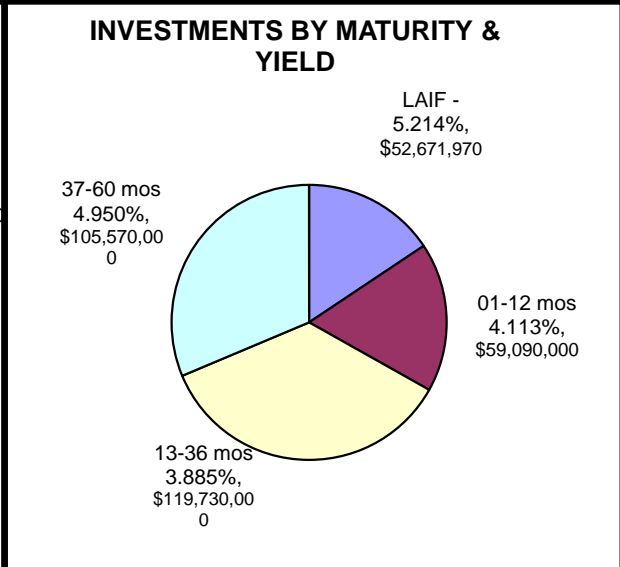
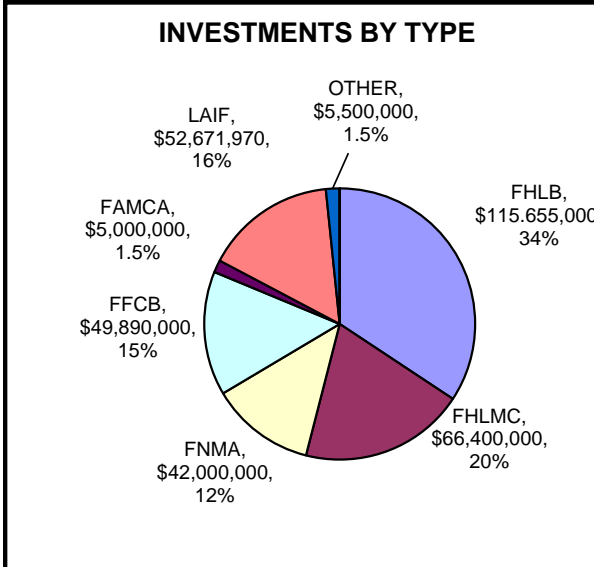
**Investment portfolio including State Treasurer's Local Agency Investment Fund but excluding Bonds and Investments With Trustees

**COUNTY OF BUTTE
INVESTMENTS UNDER MANAGEMENT OF TRUSTEES
AS OF 03/31/2007**

LOAN PROGRAM	INVESTMENT TYPE	PURCHASE DATE	MATURITY DATE	DESCRIPTION	CUSIP#	ANNUAL YIELD	PAR VALUE	MARKET VALUE	BOOK VALUE
2003 REFUNDING COP									
U.S. BANK, TRUSTEE									
Expense Fund #94656106	Money Market			First Amer Treas Oblig FD CL D		4.70%	17,081.05	17,081.05	17,081.05
Reserve Fund #94656101	Money Market			First Amer Treas Oblig FD CL D		4.70%	27,056.73	27,056.73	27,056.73
	U.S. Treas/Agency	2/22/2005	2/15/2008	FHLB of 2/05/03	3133MVZA4	3.44%	520,000.00	512,200.00	513,260.80
Lease Payment #94656100	Money Market			First Amer Treas Oblig FD CL D		4.70%	120.26	120.26	120.26
SUBTOTAL							564,258.04	556,458.04	557,518.84
2004 PENSION OBLIGATION BONDS									
WELLS FARGO BANK, TRUSTEE									
Series A Bond Fund # 16281106	Money Market			Government MMF Service Fund #743		4.838%	14,420.77	14,420.77	14,420.77
	Corporate Note	8/3/2006	4/30/2007	General Electric Credit Corp.	36959JRW5	5.422%	879,000.00	875,413.68	844,653.08
Interest Rate Stabilization Fund # 16281109	Money Market			Government MMF Service Fund #743		4.838%	710,835.59	710,835.59	710,835.59
	Corporate Note	7/26/2006	7/16/2007	General Electric Credit Corp.	36962GJ70	5.500%	6,150,000.00	6,118,450.50	6,032,104.50
Series B Interest Fund #16281301	Money Market			Government MMF Service Fund #743		4.838%	518,948.20	518,948.20	518,948.20
	Corporate Note	8/03/2006	4/30/2007	General Electric Credit Corp.	36959JRW5	5.422%	290,000.00	288,816.80	278,668.25
Series C Interest Fund #16281501	Money Market			Government MMF Service Fund #743		4.838%	154,051.52	154,051.52	154,051.52
	Corporate Note	8/03/2006	4/30/2007	General Electric Credit Corp.	36959JRW5	5.422%	830,000.00	826,613.60	797,567.75
SUBTOTAL							9,547,256.08	9,507,550.66	9,351,249.66
2004 WORKERS COMPENSATION FUNDING									
WELLS FARGO BANK, TRUSTEE									
Trust Fund #16510600	Money Market			Government MMF Service Fund #743		4.838%	462,941.88	462,941.88	462,941.88
	CASH			CASH			32,966.19	32,966.19	32,966.19
	Annuity Contract	11/03/2004	5/01/2008	Transamerica Life Ins & Annuity Co.		3.050%	12,155,278.70	12,155,278.70	12,155,278.70
Custodial Account # 18961600	Money Market			Government MMF Service Fund #743		4.838%	2,637,903.70	2,637,903.70	2,637,903.70
SUBTOTAL							15,289,090.47	15,289,090.47	15,289,090.47
2006 COP - NEAL ROAD LANDFILL									
WELLS FARGO BANK, TRUSTEE									
Certificate Reserve Fund #20550800	Money Market			Government MMF Service Fund #743		4.838%	1,219,471.11	1,219,471.11	1,219,471.11
Base Rental Payment Fund #20550801	Money Market			Government MMF Service Fund #743		4.838%	144.38	144.38	144.38
Expense Fund #20550802	Money Market			Government MMF Service Fund #743		4.838%	10,229.87	10,229.87	10,229.87
SUBTOTAL							1,229,845.36	1,229,845.36	1,229,845.36
GRAND TOTAL							PAR VALUE	MARKET VALUE	BOOK VALUE
							26,630,449.95	26,582,944.53	26,427,704.33

<u>Investments by Type*</u>			<u>Investments by Maturity & Yield*</u>	
Federal Home Loan Bank	FHLB	\$115,655,000	LAIF 5.214%	52,671,970
Fed Home Loan Mortgage Corp	FHLMC	\$66,400,000	01-12 mos 4.113%	\$59,090,000
Fed National Mortgage Assn	FNMA	\$42,000,000	13-36 mos 3.885%	\$119,730,000
Federal Farm Credit Bank	FFCB	\$49,890,000	37-60 mos 4.950%	\$105,625,000
Fed Agriculture Mortgage Corp	FAMCA	\$5,000,000	TOTAL PAR VALUE	\$337,116,970
Local Agency Investment Fund	LAIF	\$52,671,970		
Commercial Paper, CD	OTHER	\$5,500,000		

*Investments managed by Trustees are not included, and School Bond Proceeds and TRAN Proceeds are not included



* The above chart demonstrates general ledger fund balances net of Tax and Revenue Anticipation Note (TRAN) and Bond Proceeds Activity.