

BUTTE COUNTY TREASURER - INVESTMENT REPORT

December 29, 2006

| | |
|-------------------|-------------------|
| AVERAGE PORTFOLIO | AVERAGE PORTFOLIO |
| MATURITY | YIELD |
| 871 Days | 4.174% |
| 671 Days | 4.393% |

DIRECT INVESTMENTS*
COMBINED PORTFOLIO**

| | | |
|-------------------------------------|---------------|---------------|
| LOCAL AGENCY INVESTMENT FUND (LAIF) | Cost Carried | Monthly Yield |
| | 81,831,902.33 | 5.129% |

| CERTIFICATES OF DEPOSIT | | Acct. No. | Cost Carried | Issue Date | Maturity Date | Nominal Rate | Annual Yield |
|-------------------------|--|-----------|--------------|------------|---------------|--------------|--------------|
| TRI-COUNTIES BANK | | 044000483 | 500,000.00 | 4/24/2002 | 4/24/2007 | 5.120% | 5.250% |
| TOTAL OF CD'S: | | | 500,000.00 | | | | |

| FEDERAL AGENCY NOTES - Credit Rating = AAA | | | | | | | | |
|--|--------|------------|--------------|--------------|--------------|------------|------------|--------------|
| Agency# | Issuer | Cusip | Par Value | Market Value | Cost Carried | Purchased | Matures | Annual Yield |
| 177 | FHLMC | 3134A4NWO | 5,000,000.00 | 4,996,875.00 | 4,993,408.29 | 3/15/2002 | 3/15/2007 | 5.180% |
| 181 | FHLB | 3133MNPQ8 | 7,000,000.00 | 6,993,437.50 | 6,993,789.86 | 5/15/2002 | 5/15/2007 | 5.080% |
| 184 | FNMA | 31359MNP4 | 5,000,000.00 | 4,971,875.00 | 5,019,185.92 | 8/7/2002 | 7/15/2007 | 3.825% |
| 186 | FFCB | 31331RMX0 | 3,020,000.00 | 3,040,122.26 | 3,115,283.91 | 1/14/2003 | 1/14/2008 | 3.523% |
| 187 | FNMA | 31359MQM8 | 5,000,000.00 | 4,904,687.50 | 4,982,201.11 | 1/15/2003 | 1/15/2008 | 3.510% |
| 194 | FFCB | 31331QZP5 | 5,000,000.00 | 4,907,812.50 | 4,995,050.91 | 4/16/2003 | 4/16/2008 | 3.673% |
| 195 | FHLMC | 3128X1CD7 | 5,000,000.00 | 4,897,015.00 | 5,000,000.00 | 5/21/2003 | 5/21/2008 | 3.500% |
| 196 | FHLMC | 3128X1EB9 | 5,000,000.00 | 4,878,125.00 | 4,999,765.66 | 6/4/2003 | 6/4/2008 | 3.253% |
| 197 | FHLB | 3133MYU5 | 5,000,000.00 | 4,878,125.00 | 4,999,062.65 | 6/5/2003 | 6/5/2008 | 3.264% |
| 198 | FHLB | 3133MYZX8 | 5,000,000.00 | 4,860,937.50 | 5,000,000.00 | 6/2/2003 | 6/2/2008 | 3.000% |
| 200 | FHLB | 3133X2BZ7 | 5,000,000.00 | 4,879,687.50 | 4,979,641.51 | 12/2/2003 | 11/14/2008 | 3.850% |
| 201 | FHLB | 3133X2BZ7 | 5,000,000.00 | 4,879,687.50 | 4,994,041.64 | 12/10/2003 | 11/14/2008 | 3.690% |
| 202 | FHLB | 3133X0LJ6 | 5,000,000.00 | 4,903,125.00 | 5,011,755.85 | 12/10/2003 | 8/15/2008 | 3.620% |
| 203 | FNMA | 31359MEK5 | 5,000,000.00 | 5,025,000.00 | 5,170,980.30 | 1/15/2004 | 1/15/2009 | 3.737% |
| 204 | FFCB | 31331TRH6 | 5,000,000.00 | 4,895,312.50 | 4,999,304.80 | 1/28/2004 | 7/28/2008 | 3.633% |
| 205 | FNMA | 3136F45D2 | 5,000,000.00 | 4,898,437.50 | 4,998,747.94 | 1/30/2004 | 1/30/2009 | 4.011% |
| 206 | FHLMC | 3134A4RH9 | 5,000,000.00 | 4,942,187.50 | 5,036,736.71 | 3/5/2004 | 9/15/2007 | 2.710% |
| 208 | FHLB | 3133M7N77 | 3,980,000.00 | 4,029,750.00 | 4,172,084.58 | 3/5/2004 | 2/17/2009 | 3.431% |
| 209 | FHLB | 3133X56B9 | 5,000,000.00 | 4,826,562.50 | 5,000,000.00 | 3/30/2004 | 3/30/2009 | 3.320% |
| 210 | FHLMC | 3128X2R80 | 2,000,000.00 | 1,961,946.00 | 1,999,857.20 | 3/29/2004 | 9/28/2007 | 2.633% |
| 212 | FHLB | 3133X5HP6 | 5,000,000.00 | 4,882,812.50 | 5,000,000.00 | 3/29/2004 | 12/28/2007 | 2.749% |
| 214 | FNMA | 3136F5JW2 | 3,000,000.00 | 2,941,875.00 | 2,999,271.72 | 4/1/2004 | 10/1/2007 | 2.651% |
| 215 | FHLB | 3133X5NT1 | 4,000,000.00 | 3,993,750.00 | 3,999,963.40 | 4/19/2004 | 1/19/2007 | 2.504% |
| 216 | FNMA | 31359MTF0 | 5,000,000.00 | 4,898,437.50 | 5,048,930.93 | 3/26/2004 | 9/15/2008 | 3.220% |
| 217 | FNMA | 31359MRW5 | 5,000,000.00 | 4,853,125.00 | 4,996,201.39 | 3/29/2004 | 5/19/2008 | 2.929% |
| 218 | FHLMC | 3128X2ME2 | 5,000,000.00 | 5,046,795.70 | 5,046,795.70 | 3/29/2004 | 1/12/2009 | 3.465% |
| 219 | FHLMC | 3134A4UQ5 | 5,000,000.00 | 4,831,250.00 | 4,986,185.35 | 4/15/2004 | 4/15/2009 | 3.495% |
| 220 | FFCB | 31331TD40 | 5,000,000.00 | 4,842,187.50 | 4,982,450.01 | 4/15/2004 | 4/15/2009 | 3.655% |
| 221 | FHLMC | 3128X3WY5 | 3,500,000.00 | 3,418,782.50 | 3,496,091.53 | 12/10/2004 | 9/22/2009 | 4.040% |
| 222 | FHLMC | 3128X1PN1 | 2,000,000.00 | 1,921,440.00 | 1,973,158.57 | 12/13/2004 | 7/9/2009 | 3.740% |
| 223 | FHLMC | 3128X3SL8 | 2,750,000.00 | 2,713,906.25 | 2,762,484.01 | 12/13/2004 | 7/30/2009 | 4.206% |
| 224 | FHLMC | 3128X3VA8 | 2,000,000.00 | 1,960,662.00 | 2,000,000.00 | 12/15/2004 | 9/1/2009 | 4.124% |
| 228 | FHLMC | 3134A33L8 | 3,000,000.00 | 3,185,625.00 | 3,241,441.11 | 3/15/2005 | 3/15/2010 | 4.410% |
| 229 | FHLMC | 3128X35R0 | 3,000,000.00 | 2,951,784.00 | 2,983,545.27 | 3/11/2005 | 3/1/2010 | 4.552% |
| 230 | FFCB | 31331STD5 | 3,000,000.00 | 2,974,687.50 | 3,002,099.67 | 4/5/2005 | 4/5/2010 | 4.627% |
| 231 | FHLMC | 3128X34V2 | 3,000,000.00 | 2,933,505.00 | 2,989,900.64 | 6/17/2005 | 2/22/2010 | 4.346% |
| 232 | FFCB | 31331SZQ9 | 3,370,000.00 | 3,272,059.38 | 3,345,740.11 | 6/21/2005 | 6/10/2010 | 4.230% |
| 233 | FHLB | 3133XBTH8 | 3,000,000.00 | 2,938,125.00 | 3,001,680.35 | 6/21/2005 | 6/11/2010 | 4.230% |
| 234 | FHLB | 3133XCEQ2 | 3,000,000.00 | 2,945,625.00 | 2,977,988.25 | 7/27/2005 | 7/13/2010 | 4.582% |
| 235 | FHLB | 3133XCUR2 | 3,000,000.00 | 2,955,000.00 | 3,022,264.01 | 9/15/2005 | 9/10/2010 | 4.290% |
| 236 | FHLMC | 3128X4GL9 | 3,000,000.00 | 2,992,023.00 | 3,000,000.00 | 9/19/2005 | 8/4/2010 | 4.790% |
| 237 | FFCB | 3133ITBZ3 | 3,000,000.00 | 2,952,187.50 | 3,004,740.74 | 9/21/2005 | 8/27/2010 | 4.405% |
| 238 | FFCB | 31331H2X4 | 5,000,000.00 | 5,051,562.50 | 5,112,169.48 | 10/3/2005 | 9/14/2007 | 4.382% |
| 239 | FHLB | 3133MBKX4 | 1,570,000.00 | 1,584,718.75 | 1,594,123.09 | 10/3/2005 | 5/15/2007 | 4.383% |
| 240 | FHLB | 3133XCTV5 | 3,000,000.00 | 3,009,375.00 | 3,000,000.00 | 10/11/2005 | 9/1/2010 | 5.000% |
| 241 | FAMCA | 31315PAP4 | 3,000,000.00 | 2,968,350.00 | 2,994,170.93 | 10/13/2005 | 10/12/2010 | 4.680% |
| 242 | FFCB | 31331VDJ2 | 3,000,000.00 | 2,975,625.00 | 3,002,737.87 | 10/21/2005 | 10/20/2010 | 4.674% |
| 243 | FHLB | 3133XCE25 | 3,000,000.00 | 2,973,750.00 | 2,983,116.04 | 10/26/2005 | 10/26/2007 | 4.600% |
| 244 | FFCB | 31331HE29 | 2,500,000.00 | 2,678,125.00 | 2,705,985.94 | 10/28/2005 | 2/9/2010 | 4.744% |
| 246 | FHLMC | 3128X4HN4 | 3,000,000.00 | 3,012,774.00 | 2,989,812.90 | 12/14/2005 | 9/1/2010 | 5.095% |
| 247 | FFCB | 31331VLW4 | 3,000,000.00 | 2,985,000.00 | 3,003,128.32 | 1/6/2006 | 12/23/2010 | 4.770% |
| 252 | FHLMC | 3128X4YG0 | 3,000,000.00 | 2,999,882.82 | 2,999,321.74 | 1/12/2006 | 1/5/2011 | 5.256% |
| 253 | FHLB | 3133MDBT9 | 3,000,000.00 | 3,097,500.00 | 3,115,672.51 | 2/15/2006 | 2/15/2011 | 4.900% |
| 254 | FHLMC | 3128X4ZY0 | 3,000,000.00 | 2,999,406.00 | 2,982,693.70 | 2/2/2006 | 2/1/2011 | 5.272% |
| 255 | FHLMC | 3128X2ZQ1 | 3,000,000.00 | 2,915,625.00 | 2,898,398.65 | 3/2/2006 | 2/24/2011 | 4.984% |
| 256 | FHLB | 3133XENX39 | 3,000,000.00 | 2,997,187.50 | 2,986,793.78 | 3/13/2006 | 3/11/2011 | 4.984% |
| 257 | FHLMC | 3128X4K67 | 3,000,000.00 | 2,992,359.00 | 3,000,000.00 | 3/7/2006 | 3/7/2008 | 5.250% |
| 258 | FHLB | 3133XBXU4 | 3,000,000.00 | 2,983,125.00 | 2,986,338.87 | 3/3/2006 | 6/13/2007 | 4.950% |
| 259 | FHLMC | 3128X4J44 | 3,000,000.00 | 2,994,423.00 | 3,000,000.00 | 3/3/2006 | 8/24/2007 | 5.019% |

| Agency# | Issuer | Cusip | Par Value | Market Value | Cost Carried | Purchased | Matures | Annual Yield |
|---------|--------|-----------|--------------|--------------|--------------|------------|------------|--------------|
| 260 | FHLB | 3133X7C69 | 3,000,000.00 | 3,006,562.50 | 2,962,582.24 | 5/15/2006 | 5/13/2011 | 5.320% |
| 263 | FAMCA | 307692AA1 | 2,000,000.00 | 1,958,036.10 | 1,953,195.02 | 6/2/2006 | 1/14/2011 | 5.470% |
| 264 | FNMA | 3136F7B48 | 3,000,000.00 | 3,034,687.50 | 3,035,560.47 | 10/2/2006 | 5/19/2011 | 5.322% |
| 265 | FHLB | 3133XF5T9 | 3,000,000.00 | 3,011,250.00 | 3,009,000.00 | 10/2/2006 | 9/9/2011 | 4.930% |
| 266 | FHLMC | 3128X1MB0 | 1,150,000.00 | 1,155,055.40 | 1,145,370.97 | 10/26/2006 | 6/20/2011 | 5.100% |
| 267 | FHLB | 3133XG3W2 | 3,000,000.00 | 3,083,437.50 | 3,059,604.53 | 10/26/2006 | 6/28/2011 | 5.096% |
| 268 | FHLB | 3133MGYH3 | 3,000,000.00 | 3,101,250.00 | 3,085,872.26 | 10/26/2006 | 8/15/2011 | 5.069% |
| 269 | FHLB | 3133XHRB0 | 2,000,000.00 | 1,992,500.00 | 2,000,000.00 | 11/7/2006 | 11/7/2011 | 5.125% |
| 270 | FFCB | 31331V5Y8 | 3,000,000.00 | 3,009,375.00 | 3,015,578.24 | 11/27/2006 | 10/3/2011 | 4.877% |
| 271 | FHLB | 3133XHAD4 | 3,000,000.00 | 2,992,500.00 | 3,000,000.00 | 11/20/2006 | 10/6/2011 | 5.249% |
| 272 | FFCB | 31331VBR6 | 3,000,000.00 | 2,965,312.50 | 2,968,592.41 | 11/20/2006 | 6/11/2009 | 4.900% |
| 273 | FHLMC | 3134A1CV0 | 1,000,000.00 | 1,085,625.00 | 1,093,200.00 | 12/11/2006 | 10/24/2011 | 4.780% |
| 274 | FHLB | 3133XJ6K9 | 2,550,000.00 | 2,520,515.63 | 2,546,175.00 | 12/12/2006 | 12/12/2011 | 5.034% |
| 275 | FHLB | 3133XJAW8 | 3,000,000.00 | 2,977,500.00 | 3,000,000.00 | 12/15/2006 | 12/15/2011 | 5.000% |
| 276 | FHLB | 31339YPU0 | 1,000,000.00 | 1,003,750.00 | 1,006,910.00 | 12/14/2006 | 7/29/2011 | 5.000% |
| 277 | FHLB | 3133XF5T9 | 3,000,000.00 | 3,011,250.00 | 3,020,340.00 | 12/18/2006 | 9/9/2011 | 4.836% |
| 278 | FNMA | 3136F67B9 | 3,000,000.00 | 2,970,937.50 | 2,977,200.00 | 12/18/2006 | 6/14/2011 | 4.830% |

267,390,000.00 264,915,391.08 268,555,476.56
 Accrued Interest Purchased 155,974.44

FHLB - Federal Home Loan Bank
 FNMA - Fed National Mortgage Corp.
 FHLMC - Fed Home Loan Mortgage
 FAMCA- Fed. Ag. Mortgage Corp.
 FFCB - Federal Farm Credit Bank

TOTAL OF AGENCY NOTES: 268,711,451.00

COMMERCIAL PAPER

| Issuer/Rating | CUSIP | Par Value | Market Value | Cost Carried | Purchased | Matures | Disc. | Annual Yield |
|----------------|-------|-----------|--------------|--------------|--------------|------------|-----------|--------------|
| 95 | GECC | 36959JTC7 | 5,000,000.00 | 4,877,288.90 | 4,854,650.00 | 11/20/2006 | 6/12/2007 | 5.130% |
| Rating = A1/P1 | | | | | | | | |

TOTAL COMMERCIAL PAPER : 4,854,650.00

SUBTOTAL PAR VALUE: 354,721,902.33 (SEE CHARTS)

SUBTOTAL INVESTMENT PORTFOLIO-----> 355,898,003.33 (Short term (less than 12 months) 139,060,487.35
 (Long term (more than 12 months) 216,837,515.98
 355,898,003.33

TAX AND REVENUE ANTICIPATION NOTE PROCEEDS

| | Par Value | Cost Carried | |
|----------|--------------|--------------|--------|
| CALTRUST | 9,400,394.30 | 9,400,394.30 | 5.284% |

SCHOOL BOND PROCEEDS

| | Par Value | Cost Carried | Purchased | Matures | |
|------------------------|---------------|---------------|------------|---------|--------|
| CHICO UNIFIED BOND "A" | | | | | |
| LAIF | 10,100,429.34 | 10,100,429.34 | 07/31/1998 | N/A | 5.129% |

TOTAL OF CUSD BONDS: 10,100,429.34

PARADISE UNIFIED BOND "M"

| | | | | | |
|------|--------------|--------------|------------|-----|--------|
| LAIF | 1,486,395.57 | 1,486,395.57 | 12/31/1995 | N/A | 5.129% |
|------|--------------|--------------|------------|-----|--------|

TOTAL OF PUSD BONDS: 1,486,395.57

OROVILLE HIGH SCHOOL "A"

| | | | | | |
|------|------------|------------|----------|-----|--------|
| LAIF | 504,937.22 | 504,937.22 | 08/14/03 | N/A | 5.129% |
|------|------------|------------|----------|-----|--------|

OROVILLE HIGH SCHOOL "B"

| | | | | | |
|------|----------|----------|----------|--|--------|
| LAIF | 2,303.84 | 2,303.84 | 07/08/04 | | 5.129% |
|------|----------|----------|----------|--|--------|

TOTAL OF OROVILLE HIGH SCHOOL BONDS: 507,241.06

BUTTE/GLENN COMMUNITY COLLEGE BOND "A"

| | | | | | |
|------|--------------|--------------|----------|-----|--------|
| LAIF | 2,218,436.42 | 2,218,436.42 | 06/06/02 | N/A | 5.129% |
|------|--------------|--------------|----------|-----|--------|

BUTTE/GLENN COMMUNITY COLLEGE BOND "B"

| | | | | | |
|------|---------------|---------------|----------|-----|--------|
| LAIF | 33,801,742.06 | 33,801,742.06 | 07/19/05 | N/A | 5.129% |
|------|---------------|---------------|----------|-----|--------|

TOTAL OF BUTTE/GLENN COLLEGE BONDS: 36,020,178.48

THERMALITO SCHOOL BOND "M"

| | | | | | |
|------|--------------|--------------|----------|-----|--------|
| LAIF | 1,031,746.47 | 1,031,746.47 | 7/8/2005 | N/A | 5.129% |
|------|--------------|--------------|----------|-----|--------|

TOTAL OF THERMALITO SCHOOL BONDS: 1,031,746.47

TOTAL SCHOOL BOND PROCEEDS: 49,145,990.92

SUBTOTAL INVESTMENT PORTFOLIO: 414,444,388.55

TOTAL INVESTMENTS WITH TRUSTEES

| Par Value | Market Value | Book Value (Cost Carried) | |
|---------------|---------------|---------------------------|---|
| 27,031,346.61 | 26,922,089.11 | 26,799,838.14 | (SEE PAGE 3, "INVENTORY OF INVESTMENTS MANAGED BY TRUSTEES", FOR DETAIL) |

TOTAL INVESTMENT PORTFOLIO: 441,244,226.69

* Investment portfolio excluding State Treasurer's Local Agency Investment Fund, Bonds and Investments With Trustees

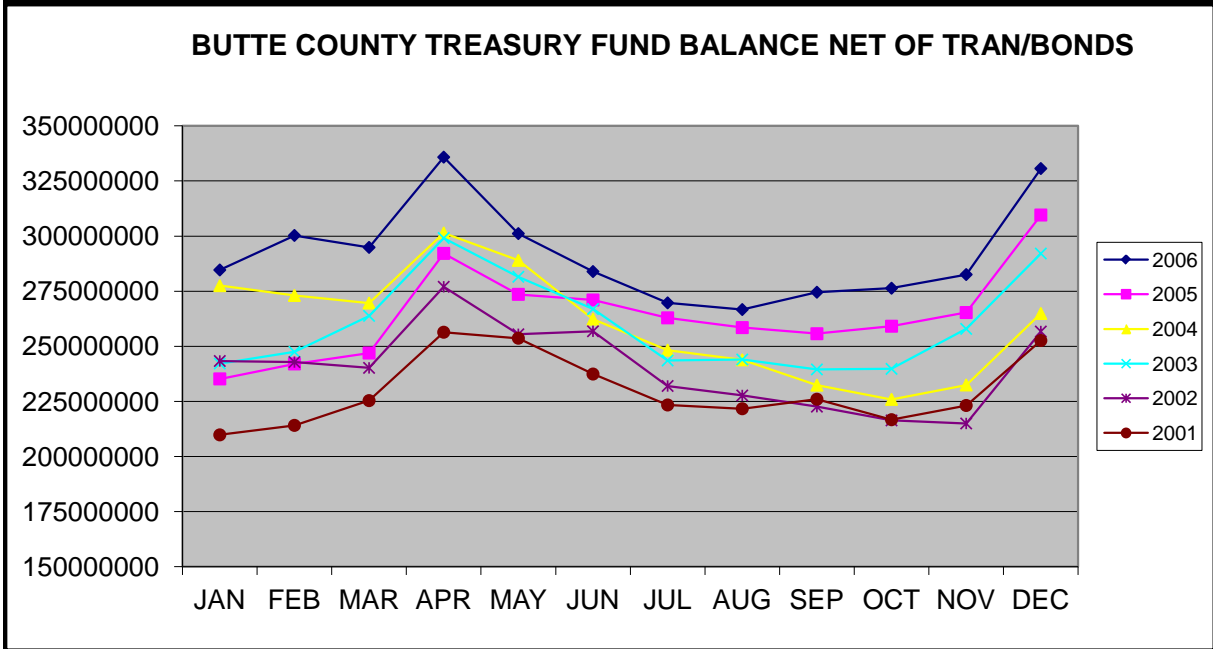
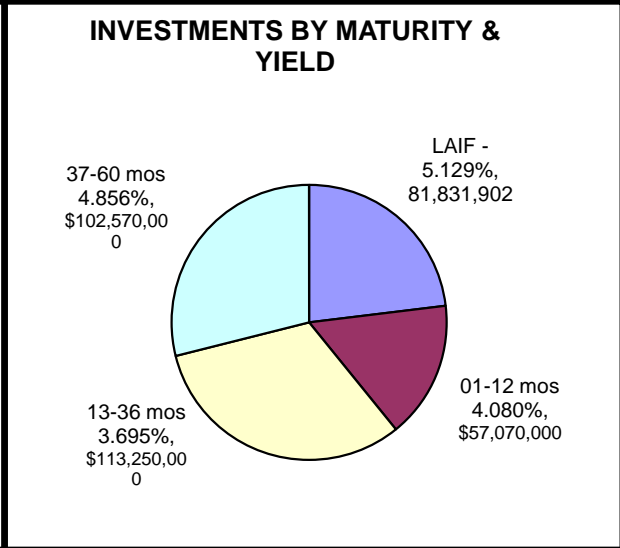
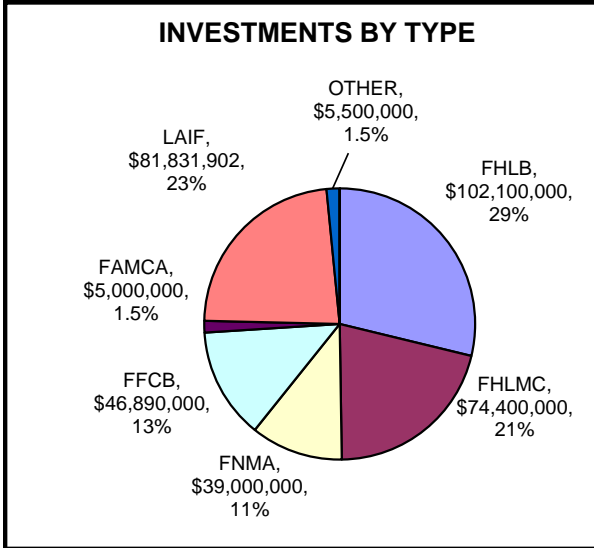
**Investment portfolio including State Treasurer's Local Agency Investment Fund but excluding Bonds and Investments With Trustees

**COUNTY OF BUTTE
INVESTMENTS UNDER MANAGEMENT OF TRUSTEES
AS OF 12/29/06**

| LOAN PROGRAM | INVESTMENT TYPE | PURCHASE DATE | MATURITY DATE | DESCRIPTION | CUSIP# | ANNUAL YIELD | PAR VALUE | MARKET VALUE | BOOK VALUE |
|---|-------------------|---------------|---------------|-------------------------------------|-----------|--------------|----------------------|----------------------|----------------------|
| 2003 REFUNDING COP | | | | | | | | | |
| U.S. BANK, TRUSTEE | | | | | | | | | |
| Expense Fund #94656106 | Money Market | | | First Amer Treas Oblig FD CL D | | 4.68% | 16,885.38 | 16,885.38 | 16,885.38 |
| Reserve Fund #94656101 | Money Market | | | First Amer Treas Oblig FD CL D | | 4.68% | 18,056.60 | 18,056.60 | 18,056.60 |
| | U.S. Treas/Agency | 2/22/2005 | 2/15/2008 | FHLB of 2/05/03 | 3133MVZA4 | 3.44% | 520,000.00 | 509,600.00 | 513,260.80 |
| Lease Payment #94656100 | Money Market | | | First Amer Treas Oblig FD CL D | | 4.68% | 45,165.09 | 45,165.09 | 45,165.09 |
| SUBTOTAL | | | | | | | 600,107.07 | 589,707.07 | 593,367.87 |
| 2004 PENSION OBLIGATION BONDS | | | | | | | | | |
| WELLS FARGO BANK, TRUSTEE | | | | | | | | | |
| Series A Bond Fund # 16281106 | Money Market | | | Government MMF Service Fund #743 | | 4.848% | 16,734.09 | 16,734.09 | 16,734.09 |
| | Corporate Note | 8/3/2006 | 4/30/2007 | General Electric Credit Corp. | 36959JRW5 | 5.422% | 879,000.00 | 863,933.94 | 844,653.08 |
| Interest Rate Stabilization Fund # 16281109 | Money Market | | | Government MMF Service Fund #743 | | 4.848% | 100,018.99 | 100,018.99 | 100,018.99 |
| | Corporate Note | 7/26/2006 | 7/16/2007 | General Electric Credit Corp. | 36962GJ70 | 5.500% | 6,150,000.00 | 6,090,837.00 | 6,032,104.50 |
| | U.S. Treas/Agency | 7/28/2006 | 1/16/2007 | FHLMC of 1/17/06 | 313396AR4 | 5.427% | 500,000.00 | 499,050.00 | 487,530.00 |
| Series B Interest Fund #16281301 | Money Market | | | Government MMF Service Fund #743 | | 4.848% | 408,278.68 | 408,278.68 | 408,278.68 |
| | Corporate Note | 8/03/2006 | 4/30/2007 | General Electric Credit Corp. | 36959JRW5 | 5.422% | 290,000.00 | 285,029.40 | 278,668.25 |
| | Corporate Note | 8/03/2006 | 3/01/2007 | General Electric Credit Corp. | 36959JQ14 | 5.427% | 410,000.00 | 406,539.60 | 397,419.83 |
| Series C Interest Fund #16281501 | Money Market | | | Government MMF Service Fund #743 | | 4.848% | 123,183.56 | 123,183.56 | 123,183.56 |
| | Corporate Note | 8/03/2006 | 4/30/2007 | General Electric Credit Corp. | 36959JRW5 | 5.422% | 830,000.00 | 815,773.80 | 797,567.75 |
| | Corporate Note | 8/03/2006 | 3/01/2007 | General Electric Credit Corp. | 36959JQ14 | 5.427% | 121,000.00 | 119,978.76 | 117,287.32 |
| SUBTOTAL | | | | | | | 9,828,215.32 | 9,729,357.82 | 9,603,446.05 |
| 2004 WORKERS COMPENSATION FUNDING | | | | | | | | | |
| WELLS FARGO BANK, TRUSTEE | | | | | | | | | |
| Trust Fund #16510600 | Money Market | | | Government MMF Service Fund #743 | | 4.848% | 493,136.66 | 493,136.66 | 493,136.66 |
| | CASH | | | CASH | | | 0.00 | 0.00 | 0.00 |
| | Annuity Contract | 11/03/2004 | 5/01/2008 | Transamerica Life Ins & Annuity Co. | | 3.050% | 12,287,876.33 | 12,287,876.33 | 12,287,876.33 |
| Debt Service Fund # 16510602 | Money Market | | | Government MMF Service Fund #743 | | 4.848% | 0.00 | 0.00 | 0.00 |
| Custodial Account # 18961600 | Money Market | | | Government MMF Service Fund #743 | | 4.848% | 2,606,709.33 | 2,606,709.33 | 2,606,709.33 |
| SUBTOTAL | | | | | | | 15,387,722.32 | 15,387,722.32 | 15,387,722.32 |
| 2006 COP - NEAL ROAD LANDFILL | | | | | | | | | |
| WELLS FARGO BANK, TRUSTEE | | | | | | | | | |
| Certificate Reserve Fund #20550800 | Money Market | | | Government MMF Service Fund #743 | | 4.848% | 1,205,050.33 | 1,205,050.33 | 1,205,050.33 |
| Base Rental Payment Fund #20550801 | Money Market | | | Government MMF Service Fund #743 | | 4.848% | 21.70 | 21.70 | 21.70 |
| Expense Fund #20550802 | Money Market | | | Government MMF Service Fund #743 | | 4.848% | 10,229.87 | 10,229.87 | 10,229.87 |
| SUBTOTAL | | | | | | | 1,215,301.90 | 1,215,301.90 | 1,215,301.90 |
| GRAND TOTAL | | | | | | | 27,031,346.61 | 26,922,089.11 | 26,799,838.14 |

| <u>Investments by Type*</u> | | | <u>Investments by Maturity & Yield*</u> | |
|-------------------------------|-------|---------------|---|----------------------|
| Federal Home Loan Bank | FHLB | \$102,100,000 | LAIF - 5.129% | 81,831,902 |
| Fed Home Loan Mortgage Corp | FHLMC | \$74,400,000 | 01-12 mos 4.080% | \$57,070,000 |
| Fed National Mortgage Assn | FNMA | \$39,000,000 | 13-36 mos 3.695% | \$113,250,000 |
| Federal Farm Credit Bank | FFCB | \$46,890,000 | 37-60 mos 4.856% | \$102,570,000 |
| Fed Agriculture Mortgage Corp | FAMCA | \$5,000,000 | TOTAL PAR VALUE | \$354,721,902 |
| Local Agency Investment Fund | LAIF | \$81,831,902 | | |
| Commercial Paper, CD | OTHER | \$5,500,000 | | |

*Investments managed by Trustees are not included, and School Bond Proceeds and TRAN Proceeds are not included



* The above chart demonstrates general ledger fund balances net of Tax and Revenue Anticipation Note (TRAN) and Bond Proceeds Activity.